



Electrical & Automation

POWERING A NON-STOP INDIA



**Maximum Retail Prices
For Industrial Signaling Products**
Effective from 01-10-25

**INDUSTRIAL
SIGNALING
PRODUCTS**

FROM THE COO'S DESK.



Electrical & Automation

Dear Partner,

As the festive season lights up homes and hearts across India, we extend our warmest wishes to you and your loved ones.

This time also marks an important milestone for us at **Lauritz Knudsen Electrical & Automation** - a moment to reflect, renew, and reaffirm our commitment to you.

Your continued trust and partnership have been the cornerstone of our journey. Building on a legacy of over 70 years, and following our refreshed identity last year, we remain focused on delivering **innovative, reliable, and high-quality products** that power progress.

As part of this journey, we are pleased to **share an updated price list**. This revision reflects our ongoing commitment to **transparency, quality, and excellence**, ensuring you continue to receive the best value and service.

This update also coincides with the launch of our **most extensive portfolio yet** - designed to support the evolving technology backbone of the nation.

At Lauritz Knudsen, our philosophy remains simple yet powerful: **We listen. We partner. We innovate.**

These words guide our actions and shape the way we grow - together.

We look forward to continuing our collaboration and powering up homes, industries, farms, infrastructure, businesses, and lives - with you by our side.

Wishing you a joyful festive season and continued success.

A handwritten signature in blue ink that reads "Naresh Kumar".

Warm regards,
Naresh Kumar
COO & Sr. VP, Electrical Standard Products
Lauritz Knudsen Electrical & Automation

Content

Rotary Switches	01
Load Break Switches	13
Cable Ducts	16
Timing Devices, Supply Monitors & ELR	21
Modular Remote Control Units	31

Note :

Colour of HSN code signifies below

[Green colour : HSN code]

Current GST 18%, subject to changes as per Govt. notification

Complete Your Panel with the widest range of Industrial Signalling Products



Rotary & Load Break Switches



Timing Devices & Supply Monitors



Modular Remote Control Units



Digital Panel Meters



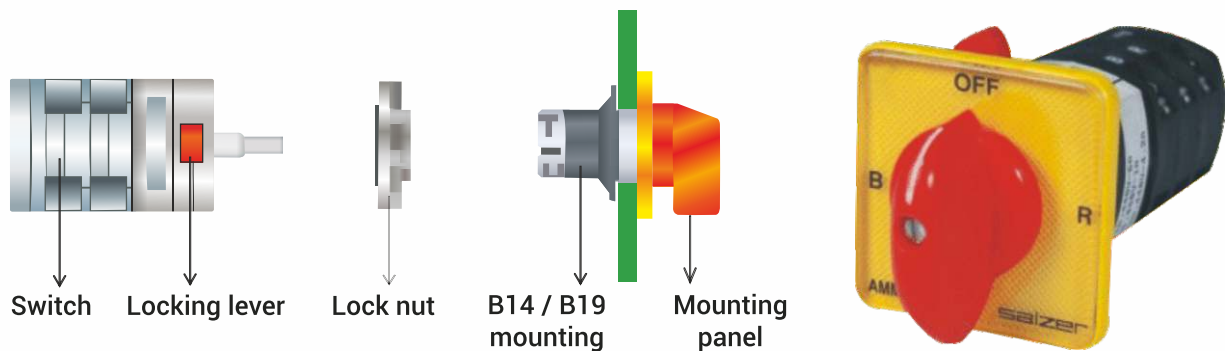
Customer Interaction Center (CIC)

Telephone No. : 02269327800

INDERSONS, S-11 Rajouri Garden, New Delhi 110027 email: sales@indersonsindia.com

Increase installation efficiency by 75% with our Single Hole Mounting Rotary Switch

Single hole mounting (SHM) range of rotary switches uses a unique mounting concept that requires just a single $\text{Ø}22.5$ cut out to mount the switches on the panel



- › Available from 6A-32A with B14 / B19 mounting
- › Easy mounting - Reduces assembly time
- › Wiring accessibility : Switch can be wired separately and then snap fitted to the mounting assembly using locking lever
- › Single hole cutout - It requires a single cutout to mount on the panel

Customer Interaction Center (CIC)

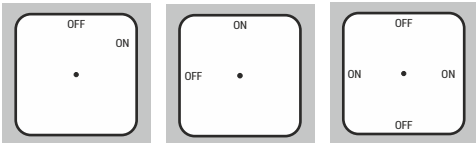
Telephone No. : 02269327800

INDERSONS, S-11 Rajouri Garden, New Delhi 110027 email: sales@indersonsindia.com

Rotary Switches

Note: All mentioned prices are for Standard Mounting & Knob. Kindly reach our branch offices for details of other mountings & knobs.

Cam Operated Rotary Switches [8536]

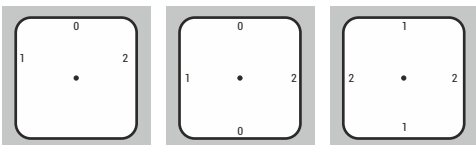


Isolators Switches (ON-OFF Switches)



60° Operation	90° Operation	90° Operation Complete Rotation	Description	M.R.P. (₹) Per Unit										
				6A (SAB13)	10A (SBB13)	16A (SCB03)	25A (SEB03)	32A (SFB03)	40A (SGB03)	63A (SIB03)	100A (SKB03)	200A (SNB03)		
Cat. No.: Program Code (First 5 digits), Next 5 digits in () # → ↓														
61001	61191	61195	1 Pole ON - OFF	165	270	370	410	515	665	775	3940	5095		
61002	61192	61198	2 Pole ON - OFF	210	305	425	505	600	800	990	4930	6640		
61003 [§]	-	-	3 Pole ON - OFF	225	370	765	960	1065	1340	1925	6680	8700		
-	61199	61197		225	370	495	665	745	930	1335	6075	8290		
61004	61194	61196	4 Pole ON - OFF	280	410	535	805	865	1055	1595	7030	9860		

Note : Offered upto 12 Pole
§ Motor Duty Switch (AC-3 Duty)

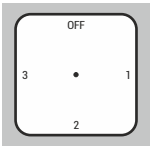


Changeover Switches (Local - Remote, Auto - Manual Switches)



With Center OFF (60°)	With OFF (90°)	Without OFF (90°) with Complete Rotation	Description	M.R.P. (₹) Per Unit										
				6A (SAB13)	10A (SBB13)	16A (SCB03)	25A (SEB03)	32A (SFB03)	40A (SGB03)	63A (SIB03)	100A (SKB03)	200A (SNB03)		
Cat. No.: Program Code (First 5 digits), Next 5 digits in () # → ↓														
61025	61151	61037	1 P 2W	210	340	470	515	580	775	1050	5095	7370		
61026	61152	61038	2 P 2W	280	405	535	695	805	1060	1595	7455	11230		
61027	61153	61039	3 P 2W	340	500	710	1050	1135	1335	2135	9660	14370		
61028	61154	61040	4 P 2W	425	585	820	1385	1450	1610	2685	12200	17940		

Phase Changeover (PS Series Switches)



Cat. No.: Program Code (First 5 digits), Next 5 digits in () # → ↓	Description	M.R.P. (₹) Per Unit			
		25A (PEB03)	32A (PFB03)	40A (PGB03)	63A (PIB03)
61060	1 P 3W with OFF	440	540	796	896

Phase Changeover in SS enclosure



Cat. No.	Description	M.R.P. (₹) Per Unit			
		25A (E)	32A (F)	40A (G)	63A (I)
72347P □ M17TDYR.	PS Series Switches in SS enclosure	3557	3746	5536	5670

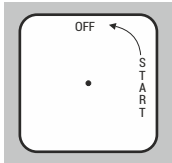
Note : Prices are available on request for higher than 4 Pole ON-OFF version.
Please contact nearest E&A branch office for prices.
For complete ordering code, Kindly refer Page No.10



Secure Every Operation
IP-20 Finger-Safe Rotary Switches

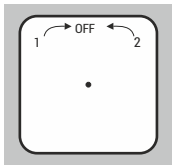
Spring Return Switches [8536]

ON - OFF Spring Return Switches



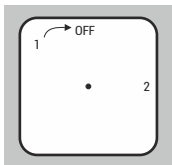
Description	Cat. No.: Program Code (First 5 digits), Next 5 digits in () # → ↓	M.R.P. (₹) Per Unit
		16A (SCB03)
1 P ON - OFF	61351	800
2 P ON - OFF	61352	840
3 P ON - OFF	61353	955
4 P ON - OFF	61354	1120

Double Throw with Spring Return Switches



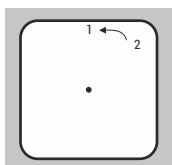
Description	Cat. No.: Program Code (First 5 digits), Next 5 digits in () # → ↓	M.R.P. (₹) Per Unit
		16A (SCB03)
1 P 2W W/OFF Spring Return	61361	840
2 P 2W W/OFF Spring Return	61362	1240
3 P 2W W/OFF Spring Return	61363	1350

One Side Spring Return Switches



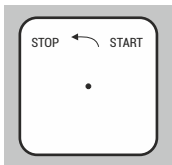
Description	Cat. No.: Program Code (First 5 digits), Next 5 digits in () # → ↓	M.R.P. (₹) Per Unit
		16A (SCB03)
1 P 3W Spring Return - OFF from 1	61364	765
2 P 3W Spring Return - OFF from 1	61365	1120
3 P 3W Spring Return - OFF from 1	61369	1230

Spring Return Switches without OFF



Description	Cat. No.: Program Code (First 5 digits), Next 5 digits in () # → ↓	M.R.P. (₹) Per Unit
		16A (SCB03)
1 P 2W Spring Return - from 2 to 1	61371	765
2 P 2W Spring Return - from 2 to 1	61372	1120
3 P 2W Spring Return - from 2 to 1	61373	1230

Start Stop Spring Return Switches

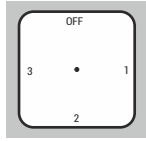


Description	Cat. No.: Program Code (First 5 digits), Next 5 digits in () # → ↓	M.R.P. (₹) Per Unit
		16A (SCB03)
1 P Start Stop Spring Return	61300	955
2 P Start Stop Spring Return	61388	1120

Note: Prices for 25A rating are available on request.
#For complete ordering code, kindly refer Page No. 10

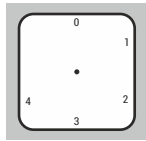


Multi Step Switches with OFF



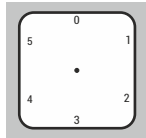
3 Way

Description	Cat. No. #	M.R.P. (₹) Per Unit								
		6A (SAB13)	10A (SBB13)	16A (SCB03)	25A (SEB03)	32A (SFB03)	40A (SGB03)	63A (SIB03)	100A (SKB03)	200A (SNB03)
1 P 3W	61060	245	385	490	PS Series Switches (Refer page no. 2)				5175	7865
2 P 3W	61080	340	445	595	830	890	1290	1450	7610	12025
3 P 3W	61100	495	600	1015	1230	1340	1725	2240	9935	15790
4 P 3W	61131	630	775	1230	1540	1685	2305	2695	12555	19800



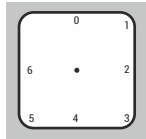
4 Way

1 P 4W	61061	290	350	710	870	965	1100	1495	7280	***
2 P 4W	61081	495	640	840	915	1065	1575	1750	12200	***
3 P 4W	61101	685	815	1330	1540	1765	2010	2695	18385	23745
4 P 4W	61132	825	1200	1695	1845	1970	2610	3105	25800	38700



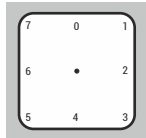
5 Way

1 P 5W	61062	315	450	755	1085	1100	1135	1605	***	14775
2 P 5W	61082	570	845	1090	1480	1745	1795	2245	***	***
3 P 5W	61102	760	1540	1895	2100	2315	2595	3045	24475	***



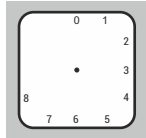
6 Way

1 P 6W	61063	415	560	790	1095	1120	1170	1785	***	***
2 P 6W	61083	685	***	1160	1725	2000	***	3765	***	***
3 P 6W	61103	950	***	2180	2475	2665	***	3130	***	***



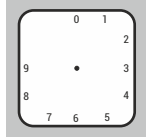
7 Way

1 P 7W	61064	425	630	855	1100	1160	1210	1875	***	***
2 P 7W	61084	715	***	1130	1730	1845	2565	2970	***	***
3 P 7W	61104	990	***	1835	2280	***	3500	4125	***	***



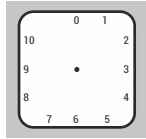
8 Way

1 P 8W	61065	480	685	850	1510	1690	1910	3095	***	***
2 P 8W	61085	780	***	1550	***	***	***	***	***	***



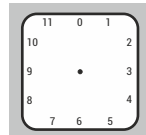
9 Way

1 P 9W	61066	495	***	***	***	***	***	***	***	***
2 P 9W	61086	885	***	2275	***	***	***	***	***	***



10 Way

1 P 10W	61067	570	835	1190	2585	***	***	***	***	***
2 P 10W	61087	920	***	***	***	***	***	***	***	***



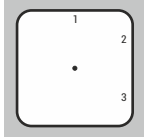
11 Way

1 P 11W	61068	685	***	1080	2825	***	***	***	***	***
2 P 11W	61088	1040	***	***	***	***	***	***	***	***

***Prices are available on request.

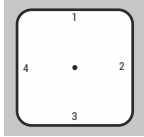
Program Code first 5 digits, Next 5 digits in (). For complete ordering code, kindly refer Page No.10

Multi Step Switches without OFF



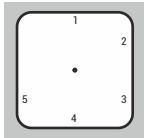
3 Way

Description	Cat. No. #	M.R.P. (₹) Per Unit								
		6A (SAB13)	10A (SBB13)	16A (SCB03)	25A (SEB03)	32A (SFB03)	40A (SGB03)	63A (SIB03)	100A (SKB03)	200A (SNB03)
1 P 3W W/O OFF	61049	230	370	500	640	665	1030	1165	***	7980
2 P 3W W/O OFF	61069	340	555	700	845	1270	1290	1520	7610	14370
3 P 3W W/O OFF	61089	495	685	1045	1230	1340	1725	2240	9935	15940
4 P 3W W/O OFF	61120	630	775	1215	1565	1665	3670	4055	***	20665



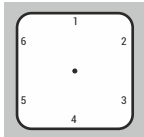
4 Way

1 P 4W W/O OFF	61050	260	400	600	770	805	1125	1560	5175	8155
2 P 4W W/O OFF	61070	385	605	710	905	1000	1345	1750	8000	12920
3 P 4W W/O OFF	61090	525	640	1130	1450	1605	1760	2355	10535	17420
4 P 4W W/O OFF	61121	730	840	1320	1755	1865	2355	3140	12945	22040



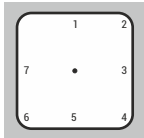
5 Way

1 P 5W W/O OFF	61051	315	415	655	865	1065	***	1605	6645	***
2 P 5W W/O OFF	61071	570	750	910	1390	1745	***	***	***	16370
3 P 5W W/O OFF	61091	760	1540	1730	1900	2085	2220	3130	***	20815



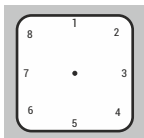
6 Way

1 P 6W W/O OFF	61052	330	675	815	965	1100	1300	1645	7610	14905
2 P 6W W/O OFF	61072	670	795	1095	1720	1770	1795	2295	15170	19500
3 P 6W W/O OFF	61092	810	1450	1860	2055	2130	2345	3130	25800	40785



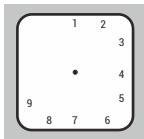
7 Way

1 P 7W W/O OFF	61053	415	630	740	1140	***	***	***	13415	***
2 P 7W W/O OFF	61073	715	***	1230	1755	***	***	3495	***	***
3 P 7W W/O OFF	61093	990	***	2030	2660	***	***	4215	***	***



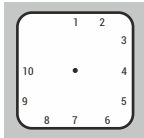
8 Way

1 P 8W W/O OFF	61054	425	745	920	1160	1220	1350	1980	12745	***
2 P 8W W/O OFF	61074	755	1185	1550	1830	1980	***	3835	***	***
3 P 8W W/O OFF	61094	1060	***	2215	2390	2440	2800	4425	***	***



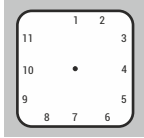
9 Way

1 P 9W W/O OFF	61055	495	***	1470	***	***	***	***	***	***
2 P 9W W/O OFF	61075	835	***	1540	***	***	***	***	***	***



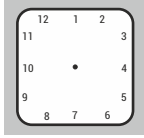
10 Way

1 P 10W W/O OFF	61056	530	800	1630	***	***	***	***	***	***
2 P 10W W/O OFF	61076	930	***	***	***	***	***	***	***	***



11 Way

1 P 11W W/O OFF	61057	980	***	***	***	***	***	***	***	***
2 P 11W W/O OFF	61077	1115	***	***	***	***	***	***	***	***



12 Way

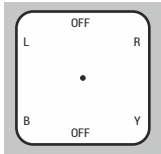
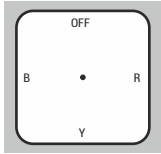
1 P 12W W/O OFF	61058	1035	***	1215	2920	3110	***	3925	***	***
2 P 12W W/O OFF	61078	1215	***	3625	***	***	***	***	***	***

***Prices are available on request.

Program Code first 5 digits, Next 5 digits in (), For complete ordering code, kindly refer Page No.10

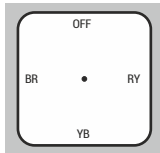


Ammeter Selector Switches (ASS)

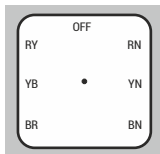


Description	Cat. No.	Amps	M.R.P. (₹) Per Unit
Line Currents with OFF with CT	61325 SAB13TDYR	6A	340
Line Currents with OFF with CT	61325 SBB13TDYR	10A	360
Line Currents with OFF with CT	61325 SCB03TDYR	16A	530
Line Currents with OFF without CT	71000 SCB03TDYR	16A	1515
Direct Currents with OFF without CT	71000 SEB03TDYR	25A	1760
Direct Currents with OFF without CT	71000 SFB03TDYR	32A	2115
Direct Currents with OFF without CT	71000 SGB03TDYR	40A	3725
Direct Currents with OFF without CT	71000 SIB03TDYR	63A	3930

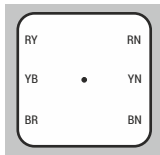
Voltmeter Selector Switches (VSS)



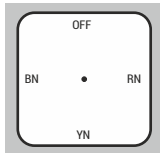
Description	Cat. No.	Amps	M.R.P. (₹) Per Unit
Voltage between Phases with OFF	61312 SAB13TDYR	6A	250
Voltage between Phases with OFF	61312 SBB13TDYR	10A	330
Voltage between Phases with OFF	61312 SCB03TDYR	16A	475



Description	Cat. No.	Amps	M.R.P. (₹) Per Unit
Voltage between Phases & Individual Phases to Neutral with OFF	61313 SAB13TDYR	6A	445
Voltage between Phases & Individual Phases to Neutral with OFF	61313 SBB13TDYR	10A	640
Voltage between Phases & Individual Phases to Neutral with OFF	61313 SCB03TDYR	16A	895

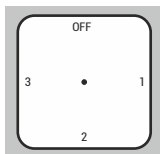


Description	Cat. No.	Amps	M.R.P. (₹) Per Unit
Voltage between Phase & Phase to Neutral without OFF	61314 SBB13TDYR	10A	635



Description	Cat. No.	Amps	M.R.P. (₹) Per Unit
Voltage between Phase & Phase to Neutral without OFF	61311 SAB13TDYR	6A	445

Ammeter & Voltmeter Combined Switch



Description	Cat. No.	Amps	M.R.P. (₹) Per Unit
Voltage between Phases to Neutral & Current of that Phase	61338 SBB13TDYR	10A	675



Control your breaker remotely
through TNC switch

Breaker Control Switches (Trip-Neutral-Close)

- › 1NO+1NO, 2NO+2NC model available in 25A
- › Barrel lock option available
- › Lost motion contact (LMD) & Sequence Locking available

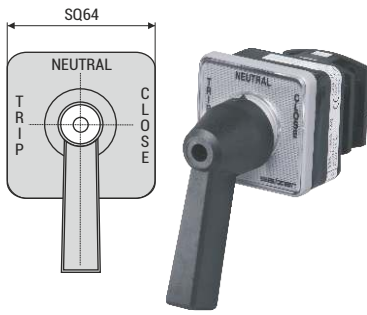


Customer Interaction Center (CIC)

Telephone No. : 02269327800

INDERSONS, S-11 Rajouri Garden, New Delhi 110027 email: sales@indersonsindia.com

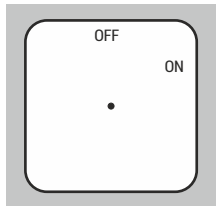
Breaker Control Switches (Trip - Neutral - Close)



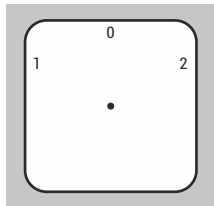
Rating	Contact Arrangement	Mounting Type	Cat. No.	M.R.P. (₹) Per Unit
25A	1Trip + 1Close	Standard	73257SEB03PGBB	1290
25A	1Trip + 1Close	Standard	73257SEB03PGYR	1290
25A	1Trip + 1Close	Standard	73257SEB03PGBB	1290
25A	1Trip + 1Close	Barrel Lock	73257SEB90PGBB	1820
25A	2Trip + 2Close	Standard	72009SEB03PGBB	1515
25A	2Trip + 2Close	Standard	72009SEB03PGYR	1515
25A	2Trip + 2Close	Standard	72009SEB03PGBB	1515
25A	2Trip + 2Close	Barrel Lock	72009SEB90PGBB	2230

Other option such as sequence inter lock (SIL) & lost motion device (LMD) available on request.

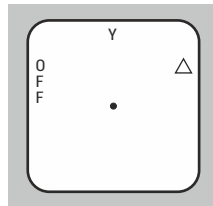
Motor Duty Switches



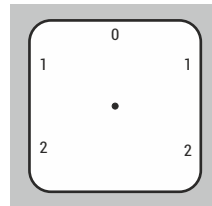
61003



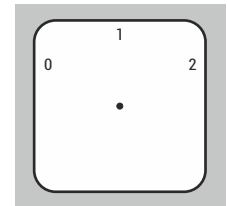
61211



61200



61217



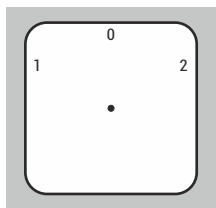
61212

Description	Cat. No. #	M.R.P. (₹) Per Unit						
		16A (SCB03)	25A (SEB03)	32A (SFB03)	40A (SGB03)	63A (SIB03)	100A (SKB03)	200A (SNB03)
ON - OFF Switch	61003	765	960	1065	1340	1925	6680	8700
FOR - OFF - REV Switch	61211	575	710	845	2210	2695	6655	10730
Star - Delta Switch	61200	765	1010	1265	1940	2485	***	***
2 Speed for FOR - OFF - REV Switch	61217	***	1825^	***	3140	***	***	***
2 Speed forward Switch	61212	840	1660	2080	2620	3220	8325	9615

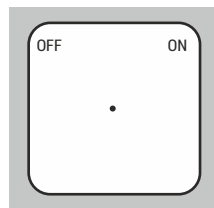
^ Supplied only with ball grip handle

Program Code first 5 digits, Next 5 digits in (), For complete ordering code, kindly refer Page No.10

Switches in Enclosure



73393, 71913



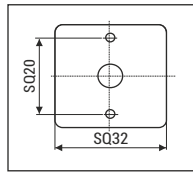
72244



Description	Cat. No.	Amps	M.R.P. (₹) Per Unit
FOR - OFF - Rev in SS with ball grip handle	73393SCM17BGXB	16A	765
FOR - OFF - Rev in SS with ball grip handle	71913SEM17BGYR	25A	1165
FOR - OFF - Rev in SS with ball grip handle	71913SFM17BGYR	32A	1605
3 Pole ON - OFF in SS	72244SEM17TDYR	25A	1015
3 Pole ON - OFF in SS	72244SFM17TDYR	32A	1385
3 Pole 2Way Without OFF in SS	61153SCM17TDYR	16A	1180

For any other rating requirement please contact nearest E&A branch office

Rotary Switch Accessories [8538]



Front Plate Assembly

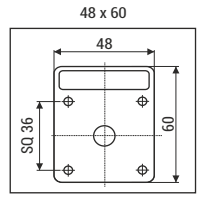
Description	Cat. No.	Size	M.R.P. (₹) Per Unit
Front Plate for 6 to 16A	FP16SQ48	48 x 48	35
Front Plate for 25 & 32A	FP32SQ64	64 x 64	75
Front Plate for 40 to 200A	FP200SQ88	88 x 88	110



Tear Drop Flag Knob Ball Grip Lever Handle

Handles & Knobs

Description	Cat. No.	Size	M.R.P. (₹) Per Unit
Flag Handle for 16A	KNFHS2	48 x 48, 48 x 60	20
Flag Handle for 25 - 32A	KNFHS3	64 x 64, 64 x 80	35
Ball Handle for 16 - 32A	HNBHS1	64 x 64, 64 x 80	100
Ball Handle for 40 - 63A	HNBHS2	88 x 88, 104 x 104	110
PG Handle for 16 - 32A	HNPGS1	64 x 64, 64 x 80	120
Lever Handle for 40 - 200A	HNLVS1	88 x 88, 104 x 104	155
Tear Drop for 6 - 16A	KNTDS1	48 x 48, 48 x 60	20
Tear Drop for 16 - 32A	KNTDS2	64 x 64, 64 x 80	35
Tear Drop for 40 - 400A	KNTDS3	88 x 88, 104 x 104	80



Special Front Plate Assembly

Description	Cat. No.	Size	M.R.P. (₹) Per Unit
SPL IND Plates upto 16A	FPRT4860	48 x 60	75
SPL IND Plates for 16 - 32A	FPRT6480	64 x 80	120

Script Plate (marking plate)

Description	Cat. No.	Size	M.R.P. (₹) Per Unit
Script Plate for 6 - 16A	SPSQ48	48 x 48	20
Script Plate for 16 - 32A	SPSQ64	64 x 64	25
Script Plate for 40 - 200A	SPSQ88	88 x 88	30
Script Plate for 6 - 16A	SPRT4816	48 x 16	10
Script Plate for 6 - 32A	SPRT6416	64 x 16	15

Mounting Plates (used for Back Fixing Plate)

Description	Cat. No.	Size	M.R.P. (₹) Per Unit
Rear MTG Plate for 6 - 16A	MPSQ48	48 x 48	15
Rear MTG Plate for 25 - 32A	MPSQ64	64 x 64	25
Rear MTG Plate for 40 - 63A	MPSQ88	88 x 88	70
Rear MTG Plate for 80 - 400A	MPSQ104	104 x 104	120
DIN Rail Attachment upto 32A	B21DIN35	-	110

Wall Type Mounting Boxes (upto 32A - maximum 4 Contacts)

Description	Cat. No.	M.R.P. (₹) Per Unit
Plastic / ABS Enclosure B17 16A upto 3 Stage / 25A upto 2 Stage	WMBABS	760
Aluminium Enclosure B17 16A upto 3 Stage / 25A upto 2 Stage	WMBAL	1255
SS Enclosure M17 upto 32A - 4 Stage	WMBSS	470



B31 PVC Enclosure

Note : Switches to be order separately.

Shrouding Cover (maximum 6 Contacts Round Type)

Description	Cat. No.	M.R.P. (₹) Per Unit
Shrouding Cover for 6 - 10A	SHCS1	80
Shrouding Cover for 16A	SHCS2	80
Shrouding Cover for 25 - 32A	SHCS3	115
Shrouding Cover for 40 - 63A	SHCS4	120
Special Cover for Extended Termination 80 - 400A (maximum 2 Contact Stage)	SHCS5	915

Ordering Code for Rotary Switches

Example for : 1. Programme Code 2. Type 3. Ampere 4. Mounting 5. Knob 6. Colour

25A 3 Pole 6 1 1 9 7 S E B 0 3 T D Y R


ON - OFF Switch

1. Programme Code


Programme	Programme Code
Isolators	Pg. No. 1
Changeovers Switches	Pg. No. 1
Phase Changeovers Switches	Pg. No. 2
Spring Return Switches	Pg. No. 3
Multistep Switches with OFF	Pg. No. 4
Multistep Switches without OFF	Pg. No. 5
Instrumentation Switches	Pg. No. 6
Motor Control Switches	Pg. No. 8
Switches in SS Enclosure	Pg. No. 8
Breaker Control Switches	Pg. No. 8

2. Type Selection


Type	Code
S-Series (6 to 400A)	S
Touch Proof (6 to 16A)	T
Rear Access Termination (16 to 63A)	R
Phase Selector Only for 1 Pole 3 Way with OFF (25 to 63A)	P
DC Switches (16 to 500A)	D



S Series
Open Version



TP Series
Touch Proof



RT Series
Touch Proof &
Rear Termination

3. Ampere Selection

Ampere	Code	Ampere	Code
6	A	100	K
10	B	125	L
16	C	160	M
20	D	200	N
25	E	250	O
32	F	300	P
40	G	400	Q
50	H	500	R
63	I	600	S
80	J	800	T

4. Mounting Style



B03/B13
Standard Mounting



B19/B14
Single Hole Mounting



B33
Round Padlock



B30
Rectangular Padlock



B63
Key Lockable Type



B17
ABS Enclosure



M17
Metal Enclosure



B02
Rear/Base Mounting








B21
DIN Rail Mounting



B42
Rear Mounting with Door Interlock






5. Knob / Handle Selection

Code - TD	Code - FH	Code - PG	Code - BG	Code - LV
				
Tear Drop	Flag Knob	Pistol Grip	Ball Grip	Lever Handle

6. Color Combination Selection Table

Code - YR	Code - GB	Code - BB	Code - AB
			
Yellow Front Plate Red Knob	Grey Front Plate Black Knob	Black Front Plate Black Knob	Aluminum Foil with Black Knob

Front Plate

Standard Style	Frame Size	Bigger Style
Current Ratings 6/10 Amps		Current Ratings ---
16/20 Amps		6/10 Amps
25/32 Amps		16/20 Amps
S40 Amps & above		25/32 Amps
-		S40 Amps & above

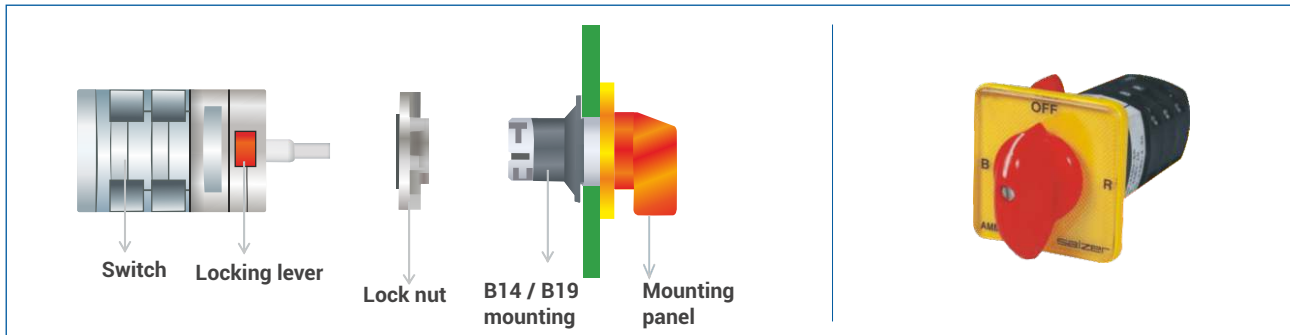
Note : 1. For ratings of 6/10A, standard mounting style is B13
2. Single hole mounting equivalent of B03 is B19 and B13 is B14.

Mounting Feasibility

Mounting Code	Description	Feasibility					
		6/10A	16/20A	25/32A	40/63A	80/100/125A	200/400A
B03	Front Mounting, Standard Mounting plate		✓	✓	✓	✓	✓
B13	Front Mounting with next size plate	✓	✓	✓	✓	✓	✓
B00	Front Mounting 48 x 48 plate for 25/32A and 64 x 64 plate for 40/63A			✓	✓		
B19	Single Hole Mounting 32 x 32 plate for 6/10A only 48 x 48 Plate for 16-32A	✓	✓	✓			
B14	Single Hole Mounting 48 x 48 plate for 6/10A	✓					
B33	Front Mounting with Round Padlock for 2 Position (for Isolators)		✓	✓	✓	✓	✓
B30	Front Mounting with Rectangular Padlock 2 Position (for Isolators)		✓	✓	✓	✓	✓
B63	Key Lockable type (Handle/Knob)		✓	✓	✓		
B90	Center Key Lock (Pistol grip Handle in black color only)		✓	✓			
B02	Rear / (Back/Base) Mounting	✓	✓	✓	✓	✓	✓
B21	DIN Rail Mounting on 35 mm Rail 6-32 Amps	✓	✓	✓			
B32	Rear / Base Mounting, Door Interlock + Rectangular Padlock (B30+B42)Base		✓	✓	✓	✓	✓
B34	Rear / Base Mounting Door Interlock + Round Padlock (B33+B42)		✓	✓	✓	✓	✓
B41	Rear Mounting with Clutch Mechanism on Door (Door Open in all position without Interlock)		✓	✓	✓	✓	✓
B42	Rear Mounting with Interlock Mechanism on Door		✓	✓	✓	✓	✓
F47	Door Clutch, Mounting Plate at front		✓	✓	✓	✓	✓
B17	ABS Enclosure Max stages	upto 4	upto 3	upto 5	upto 5		
B31	ABS Enclosure with Round Padlock (B33+B17) Max stages		upto 2	upto 2	upto 2		
M17	Metal Enclosure Max stages	upto 4	upto 4	upto 3			
A17	Aluminium Enclosure Max stages	upto 4	upto 3	upto 2			
B40	Single Hole Mounting with Padlock 48 x 48 Plate For 16-32A		✓	✓			
B43	Single Hole Mounting with Center key 48 x 48 Plate for 16-32A		✓	✓			
B45	Single Hole Mounting with Round Ring with Knob 16A-32A		✓	✓			

Single Hole Mounting Rotary Switch

Single hole mounting (SHM) range of rotary switches uses a unique mounting concept that requires just a single Ø22.5 cutout to mount the switches on the panel. These help in reducing the time and cost during assembly.



Benefits :

- › Single hole panel cutout - makes easier for fitting on the panel
- › Easy mounting - reduces assembly time by 50% over conventional 5 hole mounting
- › Wiring accessibility - reduces wiring time, the switch can be wired separately and then snap fitted to the mounting assembly using the locking lever.

3 Pole EB - GEN Changeover Switches



B13 Mounting

Description	Cat. No.	M.R.P. (₹) Per Unit						
		25A (E)	32A (F)	40A (G)	63A (I)	80A (J)	100A (K)	125A (L)
3 Pole C/O Front Panel Mounting	EBX31153B13BGYR	2601	2709	3160	3288	*	*	*
3 Pole C/O Rear Mounting	EBX31153MB42BGYR	3018	3127	3640	3754	6709	8394	10485
3 Pole C/O in SS Enclosure	EBX31153SB31BGYR	3608	3706	4290	4417	*	*	*
3 Pole C/O Rear Mounting	EBX31153B21BGYR	3018	3127	3640	3754	6709	8394	10485
3 Pole C/O Rear Mounting	EBX31153MB34LHGB	3018	3127	3640	3754	6709	8394	10485
3 Pole C/O in Polycarbonate Enclosure	EBX31153B31LBGYR	3608	3706	4290	4417	*	*	*
3 Pole C/O in SS Enclosure	EBX31153SB31XLLHYR	*	*	*	*	9481	11154	13245

4 Pole EB - GEN Changeover Switches



MB42 Mounting

Description	Cat. No.	M.R.P. (₹) Per Unit						
		25A (E)	32A (F)	40A (G)	63A (I)	80A (J)	100A (K)	125A (L)
4 Pole C/O Front Panel Mounting	EBX31154B13BGYR	3018	3127	3706	3814	*	*	*
4 Pole C/O Rear Mounting	EBX31154MB42BGYR	3399	3530	4168	4356	8461	10587	13225
4 Pole C/O in SS Enclosure	EBX31154SB31BGYR	4023	4179	4847	5019	*	*	*
4 Pole C/O Rear Mounting	EBX31154B21BGYR	3399	3530	4168	4339	8461	10587	13225
4 Pole C/O Rear Mounting	EBX31154MB34LHYR	3399	3530	4168	4339	8461	10587	13225
4 Pole C/O in Polycarbonate Enclosure	EBX31154B31LBGYR	4023	4179	4847	5019	*	*	*
4 Pole C/O in SS Enclosure	EBX31154B31XLLHYR	*	*	*	*	11232	13343	15997

Rating Selection Table



SB31 Enclosure

Ampere (A)	Code (□)
25	E
32	F
40	G
63	I

Note : SB 31 Enclosure for 25A to 63A ratings.

B21 Mounting model is similar to B13 model with links provided on the common side.

*** - Please contact nearest E&A branch office.

Load Break Switches [8536]

AC ON LOAD ISOLATORS

- › AC 23 Utilization category
 - › Range from 16-125 Amps upto 8 pole
 - › Multiple mounting options, ABS / Aluminium sheet steel enclosures / IP65 / NEMA Rated
 - › Add on pole Power / Neutral & Auxiliary pole
 - › Changover switches from 25-125 Amps upto 4 poles
- Confirms to IEC 60947-1 & 3, EN 60947-3, UL60947-4-1



LB 3 Pole ON - OFF Switches

Description	Cat. No.	Can also be given on request	M.R.P. (₹) Per Unit								
			16A (C)	20A (D)	25A (E)	32A (F)	40A (G)	63A (I)	80A (J)	100A (K)	125A (L)
Single Hole MTG Switch with Flag Knob	LBX32300B19FPYR		893	911	*	*	*	*	*	*	*
Front Plate MTG with Flag Knob	LBX32300B40FPYR		868	893	*	*	*	*	*	*	*
Front Panel MTG with B03 (48x48) Plate	LBX32300B03FLYR	32309	794	813	880	911	1047	1123	*	*	*
Front Panel MTG with B13 (64x64) Plate with Flag Knob	LBX32300B13FLYR	32306/32309	794	813	880	911	1047	1123	2839	3562	4474
Front Panel MTG with B13 (64x64) Plate with BG Handle	LBX32300B13BGYR	32309	*	*	968	1001	1133	1197	*	*	*
DIN Rail MTG Switch with Flag Knob	LBX32300B23FLGB		*	*	880	911	1047	1123	*	*	*
Rectangular Pad Lock Switch with TDYR	LBX32300B30TDYR		*	*	1065	1123	1232	1296	*	*	*
Round Pad Lock Switch with RDYR	LBX32309B33RDYR		868	892	968	1001	1133	1197	3078	3842	4801
Switch with B63 Lock & Key Version	LBX32309B63TDYR		*	*	1472	1539	1667	1712	*	*	*
Base MTG Switch with DIL and Pad Lock	LBX32309MB34RDYR		1386	1429	1539	1624	1691	1820	4101	5120	6401
Base MTG Switch with BG Handle	LBX32309MB42BGYR		1386	1429	1539	1624	1691	1820	4101	5120	6401
Switch in Polycarbonate Enclosure - in B31SM	LBX32300B31SMRDYR		1759	1812	1957	2007	*	*	*	*	*
Switch in Polycarbonate Enclosure - in B31M	LBX32309B31MRDYR		*	*	*	*	2195	2251	*	*	*
Switch in Polycarbonate Enclosure - in B31L with Leech Handle	LBX32309SB31LLHYR		*	*	*	*	*	*	5776	6807	8078
Switch in SS Enclosure - in SB31L with Leech Handle	LBX32309SB31LLHYR		*	*	*	*	*	*	5776	6807	8078

LB 4 Pole ON - OFF Switches

Description	Cat. No.	Can also be given on request	M.R.P. (₹) Per Unit								
			16A (C)	20A (D)	25A (E)	32A (F)	40A (G)	63A (I)	80A (J)	100A (K)	125A (L)
Single Hole MTG Switch with Flag Knob	LBX32400B19FPYR		1109	1133	*	*	*	*	*	*	*
Front Plate MTG with Flag Knob	LBX32400B40FPYR		1090	1109	*	*	*	*	*	*	*
Front Panel MTG with B03 (48x48) Plate	LBX32400B03FLYR	32409	1012	1034	1124	1155	1352	1429	*	*	*
Front Panel MTG with B13 (64x64) Plate with Flag Knob	LBX32400B13FLYR	32406/32409	1012	1034	1124	1155	1352	1429	3485	4373	5480
Front Panel MTG with B13 (64x64) Plate with BG Handle	LBX32400B13BGYR	32409	1211	1243	1440	1506	*	*	*	*	*
DIN Rail MTG Switch with Flag Knob	LBX32400B23FLGB		*	*	1124	1155	1352	1429	*	*	*
Rectangular Pad Lock Switch with TDYR	LBX32400B30TDYR		*	*	1306	1362	1535	1604	*	*	*
Round Pad Lock Switch with RDYR	LBX32409B33RDYR		1090	1109	1211	1243	1440	1506	3562	4447	5560
Switch with B63 Lock & Key Version	LBX32409B63TDYR		*	*	1712	1780	1973	2019	*	*	*
Base MTG Switch with DIL and Pad Lock	LBX32409MB34RDYR		1604	1647	1780	1864	2000	2130	4749	5929	7409
Base MTG Switch with BG Handle	LBX32409MB42BGYR		1604	1647	1780	1864	2000	2130	4749	5929	7409
Switch in Polycarbonate Enclosure - in B31SM	LBX32400B31SMRDYR		1973	2032	2195	2249	*	*	*	*	*
Switch in Polycarbonate Enclosure - in B31M	LBX32409B31MRDYR		*	*	*	*	2500	2556	*	*	*
Switch in Polycarbonate Enclosure - in B31L with Leech Handle	LBX32409SB31LLHYR		*	*	*	*	*	*	6425	7616	9088
Switch in SS Enclosure - in SB31L with Leech Handle	LBX32409SB31LLHYR		*	*	*	*	*	*	6425	7616	9088
Auxiliary Contact	FM / RM		223	223	275	275	275	275	813	813	813
Add-on Contact Additional Pole	FM / RM		223	223	275	275	275	275	813	813	813

Note : Standard packing upto 63A switches is 5 Nos.

All Switches are Engineered with Nylon material Housing




Ordering Code for Load Break and Changeover Switches

LB Load Break Switch	 Switch Rating	XXXXX Programme Code	XXXXX Mounting Options	XX Knob Options	XX Colour
---	--	--	--	-----------------------------------	--------------------------

Example

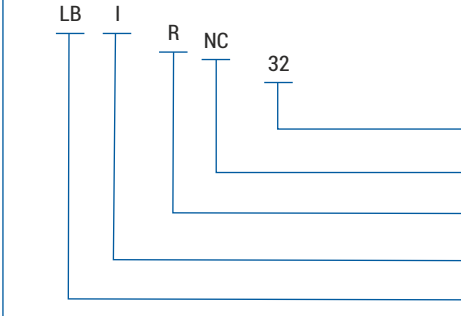
LB Switches, 63A, 3P, 9 O'clock, 4 hole front mounting, with metal shaft, yellow front plate, red round knob

LB I 32309 MB34 RD YR

LB	I	32309	MB34	RD	YR	Description
						Yellow Front Plate/ Red Knob 64 x 64 Front Plate Round Knob with Padlock (R) Metal Shaft with Round Knob with Padlock and Interlock 3Pole 9 O' Clock "OFF" 63A Load Break Switch

Accessories

LB X Switch Rating	X F-Front Mounting R-Rear Mounting	XX MC-Main Module NC-Neutral Module AC-Auxiliary Module	XXX 20 - 16A to 20A 32 - 25A to 32A 63 - 40A to 63A 80 - 80A 125 - 100A, 125A & 80A
--------------------------------------	--	--	---

LB	I	R	NC	32	Description
					32A Neutral Module Rear Mounting 63 A Load Break Switch

Rating Selection Table



Ampere (A)	Code (□)
16	C
20	D
25	E
32	F
40	G
63	I
80	J
100	K
125	L

*** Note : Please contact nearest E&A branch office.

Cable Ducts [8538]

PVC Cable Ducts

› All ducts are ROHS compliant and FRLS › Also available in Zero Halogen

Type A 	Description	1 meter			2 meter				
	H x W	Cat. No.(Standard slot Grey)	M.R.P. (₹) Per Unit	Std. Pkg.	Min Order Qty	Cat. No.(Standard slot Grey)	M.R.P. (₹) Per Unit	Std. Pkg.	Min Order Qty
 Specially designed profiles of duct and cover for fast and efficient locking.	A 15 x 15	WWA1515SG	67	100	100	WWA1515SG2	134	64	64
	A 15 x 25	WWA1525SG	93	100	100	WWA1525SG2	186	64	64
	A 25 x 25	WWA2525SG	111	70	70	WWA2525SG2	222	48	48
	A 30 x 25	WWA3025SG	123	70	70	WWA3025SG2	246	48	48
	A 40 x 30	WWA4030SG	153	75	75	WWA4030SG2	306	32	32
	A 45 x 25	WWA4525SG	156	75	75	WWA4525SG2	312	40	40
	A 45 x 30	WWA4530SG	157	50	50	WWA4530SG2	314	32	32
	A 45 x 45	WWA4545SG	199	50	50	WWA4545SG2	398	18	18
	A 45 x 60	WWA4560SG	240	50	50	WWA4560SG2	480	12	12
	A 60 x 25	WWA6025SG	199	50	50	WWA6025SG2	398	18	18
	A 60 x 45	WWA6045SG	234	50	50	WWA6045SG2	468	18	18
	A 60 x 60	WWA6060SG	277	32	32	WWA6060SG2	554	12	12
	A 60 x 120	WWA60120SG	942	18	90	WWA60120SG2	1884	8	80
	A 75 x 45	WWA7545SG	290	40	40	WWA7545SG2	580	12	12
	A 75 x 75	WWA7575SG	409	32	32	WWA7575SG2	818	12	12
	A 80 x 80	WWA8080SG	457	25	25	WWA8080SG2	914	12	12
A 100 x 100	WWA100100SG	739	18	18	WWA100100SG2	1478	8	40	

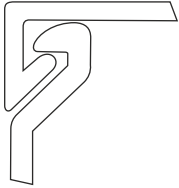


A Type

- * Snap fit cover
- * Easy to remove



Type B



Non slip cover design of minimum encumbrance and maximum grip




B Type

- * Non - slip cover
- * Positive locking

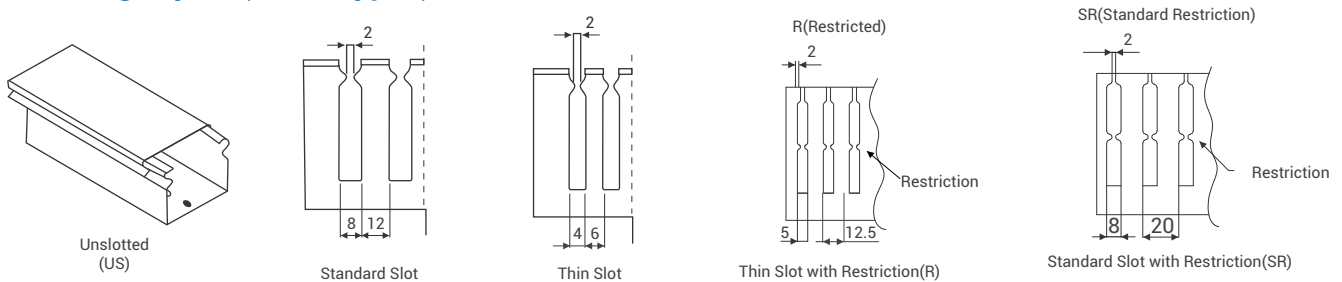
Description	1 meter					2 meter			
	W x H	Cat. No. (Standard slot)	M.R.P. (₹) Per Unit	Std. Pkg.	Min Order Qty	Cat. No. (Standard slot)	M.R.P. (₹) Per Unit	Std. Pkg.	Min Order Qty
B 25 x 25	WWB2525SG	119	70	70	WWB2525SG2	238	36	36	
B 25 x 30	WWB2530SG	128	100	100	WWB2530SG2	256	36	36	
B 25 x 40	WWB2540SG	156	75	75	WWB2540SG2	312	36	36	
B 25 x 45	WWB2545SG	162	75	225	WWB2545SG2	324	36	108	
B 25 x 60	WWB2560SG	205	50	50	WWB2560SG2	410	18	18	
B 25 x 80	WWB2580SG	278	50	50	WWB2580SG2	556	18	18	
B 25 x 100	WWB25100SG	353	25	25	WWB25100SG2	706	18	18	
B 30 x 20	WWB3020UG	156	100	200	WWB3020UG2	312	36	180	
B 30 x 80	WWB3080SG	385	50	200	WWB3080SG2	770	18	90	
B 40 x 40	WWB4040SG	205	50	50	WWB4040SG2	410	18	18	
B 45 x 45	WWB4545SG	212	50	50	WWB4545SG2	424	18	18	
B 40 x 60	WWB4060SG	248	50	50	WWB4060SG2	496	18	18	
B 40 x 80	WWB4080SG	294	50	50	WWB4080SG2	588	18	18	
B 40 x 100	WWB40100SG	369	25	25	WWB40100SG2	738	12	12	
B 45 x 20	WWB4520UG	163	75	225	WWB4520UG2	326	36	180	
B 50 x 100	WWB50100SG	424	30	90	WWB50100SG2	848	12	60	
B 60 x 20	WWB6020UG	222	50	200	WWB6020UG2	444	18	90	
B 60 x 40	WWB6040SG	248	50	50	WWB6040SG2	496	18	90	
B 60 x 60	WWB6060SG	294	50	50	WWB6060SG2	588	12	12	
B 60 x 80	WWB6080SG	382	40	40	WWB6080SG2	764	12	12	
B 60 x 100	WWB60100SG	503	30	30	WWB60100SG2	1006	8	8	
B 72 x 64	WWB7264SG	353	32	96	WWB7264SG2	706	18	90	
B 75 x 75	WWB7575SG	496	32	96	WWB7575SG2	992	8	40	
B 75 x 100	WWB75100SG	519	25	75	WWB75100SG2	1038	8	40	
B 80 x 40	WWB8040SG	300	50	100	WWB8040SG2	600	12	60	
B 80 x 60	WWB8060SG	397	40	80	WWB8060SG2	794	12	60	
B 80 x 80	WWB8080SG	494	32	32	WWB8080SG2	988	12	12	
B 80 x 100	WWB80100SG	555	24	24	WWB80100SG2	1110	8	8	
B 100 x 60	WWB10060SG	473	30	30	WWB10060SG2	946	8	8	
B 100 x 80	WWB10080SG	555	25	25	WWB10080SG2	1110	8	8	
B 100 x 100	WWB100100SG	809	18	18	WWB100100SG2	1618	8	8	
B 120 x 80	WWB12080SG	786	18	90	WWB12080SG2	1572	8	40	
B 150 x 100	WWB150100SG	1010	12	48	WWB150100SG2	2020	4	40	
B 150 x 150	WWB150150SG	2195	8	80	WWB150150SG2	4390	2	40	

Note : 1) For any special colour request additional 10% will be charged on price. For cut length additional 10% will be charged.
 2) Thin / Unslot will be supplied on request. For thin slot replace the cat. number ending with SG by TG,
 For un slotted channel replace the cat. number ending with SG by UG. MRP will be same as standard slot.

Covers for FRLS Cable Duct (Cable duct comes with default covers, following are spare offerings)


	Description	Cat. No.	M.R.P. (₹) Per Unit
		Cover for 15 mm A type	CCA15SG
Cover for 25 mm A type		CCA25SG	48
Cover for 30 mm A type		CCA30SG	59
Cover for 45 mm A type		CCA45SG	92
Cover for 60 mm A type		CCA60SG	110
Cover for 75 mm A type		CCA75SG	139
Cover for 80 mm A type		CCA80SG	165
Cover for 100 mm A type		CCA100SG	202
Cover for 25 mm B type		CCB25SG	50
Cover for 30 mm B type		CCB30SG	61
Cover for 40 mm B type		CCB40SG	76
Cover for 45 mm B type		CCB45SG	94
Cover for 50 mm B type		CCB50SG	113
Cover for 60 mm B type		CCB60SG	113
Cover for 72 mm B type		CCB72SG	143
Cover for 75 mm B type		CCB75SG	143
Cover for 80 mm B type		CCB80SG	171
Cover for 100 mm B type		CCB100SG	208
Cover for 120 mm B type	CCB120SG	222	
Cover for 150 mm B type	CCB150SG	260	

Slotting Styles (A & B Types)



DC Switches

- › Available from 16A to 500A
- › Used for railway coaches lighting & fan circuits switching, all DC power circuits - Railways, Telecommunications & Power plants, Battery charging equipment
- › Please contact nearest branch office for prices



These products are manufactured by

salzer

Disclaimer

Every effort as to the correctness or sufficiency of the information and data contained in the catalogue is made. We however cannot accept any liability for the accuracy or completeness of the information and data provided. No claims in this regard shall consequently be accepted.

We reserve the right to make changes, without prior notice, in the catalogue.

Products with CAT no. having, with or without, dot as suffix are same.

Control & Protect Your Panels with **Precision & Reliability**



Earth Leakage Relay

Built on Trust. Designed for high performance.

LED Indications for power on, alarm and trip for easy identification

Ease of programming using dial and dip switches

MODBUS RS485 communication port available

Wide trip time setting from 0-10 sec

ULTIMATE DIGITAL VOLTAGE MONITORING RELAY WITH ADVANCED NEUTRAL LOSS FEATURE



SWITCH TO DIGITAL VOLTAGE MONITORING RELAY-SM800

- › Equipped to detect neutral loss, phase asymmetry, phase sequence, OV and UV
- › Best Suited for 3 Phase (3W/4W) system with voltage range of 145-500V AC
- › Configurable power on delay, off delay & on delay
- › Flexible to adapt to specific application needs.
- › Stores last five fault history and can also be enabled for password protection
- › Configurable output (1&2 C/O) contact for energizes to trip or de-energizes to trip


Customer Interaction Center (CIC)

Telephone No. : 02269327800

INDERSONS, S-11 Rajouri Garden, New Delhi 110027 email: sales@indersonsindia.com

Timing Devices, Supply Monitors & ELR

Timers [9107]


Micon 175	Type	Time	Voltage		Contact Arrangement	Cat. No.	M.R.P. (₹) Per Unit
			240 VAC/24 VAC/DC	110 VAC/24 VAC/DC			
	ON Delay	0.3 sec - 30 hrs	240 VAC/24 VAC/DC	110 VAC/24 VAC/DC	1 C/O	12ODT4	795
			12 VDC			15ODT4	1055
			240 VAC/24 VAC/DC			12WDT4	1060
	ON Delay & Interval	0.1 sec - 100 hrs	240 VAC/24 VAC/DC	240 VAC	1 C/O	12WDT4	1060
	Star Delta Timer	3 sec - 120 sec	240 VAC	1 NO (Star)+1 NO (Delta)	12SDT0	895	
		3 sec - 30 sec	240 - 415 VAC	1 C/O (Star)+1 C/O (Delta)	14SDT1S	1360	
	Signal OFF Delay	0.3 sec - 30 hrs	240 VAC/24 VAC/DC	1 C/O	12RDT4	1000	
		0.3 sec - 30 hrs	12 VDC		15DDT4	1085	
	Multifunction Timer	0.1 sec - 100 hrs	12 - 240 VAC/DC	1 C/O	1CMDT0	1700	
				2 C/O	1CMDTF	1810	
	Asymmetrical ON/OFF & OFF/ON	0.1 sec - 100 hrs	12 - 240 VAC/DC	1 C/O	1CJDT0	1700	
	One Shot	0.3 sec - 30 hrs	110 VAC/24 VAC/DC	1 C/O	11BDT4	1265	
240 VAC/24 VAC/DC			12BDT4		1265		
12 VDC			15BDT4		1330		
Forward Pause Reverse Timer	ON time : 6 sec -60 min Pause time : 0.1 sec-200 sec	12 - 240 VAC / DC	2 C/O	1CZDTF	1810		

Pause time for Micon 175 star delta timer is 60 msec

1CMDT0 contains ON Delay, Impulse, Signal ON delay, Cyclic ON/OFF, Cyclic OFF/ON, Signal OFF Delay, Signal OFF/ON, Accumulative Delay ON signal, Impulse ON/OFF, Leading edge impulse, Trailing edge impulse, Leading edge Bistable

On Delay and Star Delta Timer Precision in Every pulse. Reliability in Every Start



 Micon 225	Type	Timing Range	Voltage	Contact Arrangement	Cat. No.	M.R.P. (₹) Per Unit
	ON Delay	0.1 sec - 10 hrs	24 - 240 VAC/DC	2 C/O	2AODT5	1605
	Star Delta Timer	3 sec - 120 sec	24 - 240 VAC/DC	1 NO (Star)+1 NO (Delta)	2ASDT0	1685
			240 - 415 VAC		2BSDT0	1985
	Multifunction Timer	0.1s to 120 days	24 - 240 VAC/DC	2 C/O (1 Inst+1 Delayed)	2A8DT6	1805
	Multifunction Multirange	0.1 sec - 10 hrs	24 - 240 VAC/DC	2 C/O	2A5DT5	1785
			240 - 415 VAC		2B5DT5	2145
	Signal Base Multi function - Multirange	0.1 sec - 10 hrs	24 - 240 VAC/DC	1 C/O	2ANDT0	1895
	Multifunction Timer 6 Functions	0.1 sec - 10 hrs	24 - 240 VAC/DC	2 C/O (1 Inst+1 Delayed for 6th Mode)	2A6DT6	1910
240 - 415 VAC			2B6DT6		1945	
True OFF Delay	0.6 sec - 600 sec	24 - 240 VAC/DC	2 C/O	23GDT0	2620	
Asymmetrical ON/OFF	0.1 sec - 10 hrs	24 - 240 VAC/DC	2 C/O	2AADT5	2020	


Pause time for Micon 225 star delta timer is 60 msec, 90 msec, 120 msec, 150 msec

Major timing functions


2A5DT5, 2B5DT5, 2A6DT6* and 2B6DT6* contains ON Delay, Interval, Cyclic ON/OFF, Cyclic OFF/ON, One Shot, ON Delay, On Delay (1 Inst + 1 Delayed)*

2ANDT0 contains ON Delay, Interval, Signal ON Delay, Accumulative ON Delay, Signal OFF Delay, Signal OFF/ON Delay, Leading edge impulse


2A8DT6 contains ON Delay, Impulse, Signal ON delay, Signal OFF delay, Step mode, One shot, Interval, Cyclic ON/OFF, Cyclic OFF/ON, Signal OFF Delay, Accumulative Delay ON signal, Impulse ON/OFF.

 Digital Timer DIGICON	Functions	Timer	Voltage	Contact Arrangement	Cat. No.	M.R.P. (₹) Per Unit
	8 Functions	0.1 sec - 999 hrs	24 - 240 VAC/DC	1 C/O	V0DDTS	1905
			24 - 240 VAC/DC	2 NO	V0DDTD	1905
	18 Functions	0.1 sec - 999 hrs	24 - 240 VAC/DC	1 C/O	V0DDTS1	2155
24 - 240 VAC/DC			2 NO	V0DDTD1	2155	


V0DDTS and V0DDTD contains On Delay, Signal OFF Delay, Cyclic ON/OFF, Signal OFF/ON, Cyclic OFF/ON, Interval, Signal ON/OFF, One Shot output
V0DDTS1 and V0DDTD1 contains ON Delay, Cyclic OFF/ON, Cyclic ON/OFF, Impulse on energizing, Accumulative Delay ON Signal, Accumulative Delay on Inverted signal, Accumulative Impulse ON signal, Signal ON Delay, Inverted Signal On delay, Signal OFF Delay, Impulse ON/OFF, Signal OFF/ON, Leading edge impulse, Trailing edge impulse, Delayed impulse, Negative edge impulse.

 Motor Restart Timer	Functions	Timer	Voltage	Contact Arrangement	Cat. No.	M.R.P. (₹) Per Unit
	Motor Restart Timer	Memory time Tm: 0.2 to 6 sec	110 VAC	1 C/O	23LDT0	2110
		Delay time Td: 0.2 to 60 sec	240 VAC		22LDT0	2110

Time Switches [9107]


 FM1 / Quartz	Product Description		Cat. No.	M.R.P. (₹) Per Unit
	FM1 / Quartz Daily	110 VAC - 240 VAC Base/DIN Mounting		

150 Hrs Battery Backup

 Digital Time Switch	Product Description		Cat. No.	M.R.P. (₹) Per Unit
	Time Switch (Crono)	110 - 240 VAC 1 C/O Base/DIN 25 ON/OFF Each		
24 VDC 1 C/O Base/DIN 25 ON/OFF Each		6GHDT0	3015	
12 VDC 1 C/O Base/DIN 25 ON/OFF Each		69HDT0	3175	
Time Switch (Crono Pro)	110 - 240 VAC 2 C/O Base/DIN 50 ON/OFF Each	WT2DCDS	3615	
	110 - 240 VAC 1 C/O Base/DIN 16 Pulse	67DDT9	2965	
Time Switch (Pulse) *	24V DC 1 C/O Base /Din 16 Pulse	6GHDT9	3345	
	12V DC 1 C/O Base /Din 16 Pulse	69HDT9	3515	

Crono Pro Crono / Pulse

* For bell and siren application

 Astro	Product Description		Cat. No.	M.R.P. (₹) Per Unit
	Astro Mini	110 - 240 VAC 1 Phase - 2W 1 C/O , Base/Din		
Astro Pro	110 - 240 VAC 1 Phase - 2W 2 C/O , Base/Din 50 ON/OFF Each	AS2DCDS	6070	
Astro	110 - 240 VAC 3 Phase - 4W 3 Channel 3 N/O , Base/Din	T3DDT0	12500	




Astro Pro Astro Mini



Note : Astro Mini / Astro Pro is used for lighting control based on sunrise / sunset timings by latitude / longitude settings.



Supply Monitoring Devices [9032]

› SPP includes single phasing, phase sequence and phase unbalance monitoring with auto reset

Voltage Monitoring Relay Series	Type	Supply Monitoring Type	Time delay	Asymmetry	Voltage & Contact Arrangement		Cat. No.	M.R.P. (₹) Per Unit
 <p>SM 301</p>  <p>SM 500</p>  <p>SM 500 with Neutral Loss Protection</p>  <p>SM 501</p> <p>Digital VMR Series</p>  <p>SM 800</p>  <p>SM 600 (MMR)</p>	SM301 (3Ph, 3W)	Single Phasing Preventor (SPP*) Fail Safe	ON Delay 2 sec and OFF Delay 7 sec	65 VAC Asymmetry	415 VAC, 1 C/O	MA51BC	1120	
					415 VAC, 2 C/O	MC21B5	1635	
					40 VAC Asymmetry	415 VAC, 1 C/O	MA51BK	1110
		SM301 (3Ph, 3W)	Phase loss monitoring Non Fail Safe Type	OFF Delay 500 msec and Recover Delay 2 Sec	30% Fixed	415 VAC, 1 C/O	MA59B5	1285
			Selectable Under Voltage + Selectable Over Voltage	Selectable ON Delay (0 to 15 min)	-	240 VAC, 1 C/O	MD71B9	1735
	Selectable ON Delay (0 to 15 sec)			-	MD71BH		1735	
	Selectable OFF Delay (0 to 15 sec)			-	MD71BF		2030	
		SM500 (3 Ph / 1 Ph, 4W)	Single Phasing Preventor + Selectable Under Voltage + Selectable Over Voltage	Selectable ON Delay (0 to 15 min) & OFF Delay 5 sec	Phase Asymmetry 10% fixed	240 VAC, 2 C/O	MG73B9	2120
	Selectable ON Delay (0 to 15 sec) & OFF Delay 5 sec			Phase Asymmetry 10% fixed	MG73BH		2120	
	Selectable OFF Delay (0 to 15 sec) & ON Delay 5 sec			Phase Asymmetry 10% fixed	MG73BF		2120	
SPP + UV/OV, with fixed UV (173 V) & OV (288 V)	Selectable ON (10 Sec) and OFF Delay (5 Sec)			Phase Asymmetry 20% fixed	MG73BR		2120	
		SPP + Selectable UV + Selectable OV with Neutral Loss Protection	ON Delay 5 sec and OFF Delay 5 sec, 500ms-1s for Neutral fail	94 VAC Asymmetry	415 VAC, 3 Ph 4W, 2 C/O	MAC04 D0100	2120	
	SM501 (3 Ph, 3W)	SPP + Under Voltage (80% of ϕ)	Selectable ON Delay and OFF Delay 15 sec	Selectable Asymmetry (5% to 17%)	415 VAC, 2 C/O	MB53BM	2155	
Single Phasing Preventor + Selectable Under Voltage + Selectable Over Voltage			Selectable ON Delay 15 sec & OFF Delay 5 sec	Phase Asymmetry 10%		MG53BH	2155	
			Selectable OFF Delay 15 sec & ON Delay 5 sec	Phase Asymmetry 10%		MG53BF	2155	
			ON Delay 5 sec and OFF Delay 5 sec	65 VAC Asymmetry		MG53BI	2035	
			ON Delay 3 min and OFF Delay 5 sec UV 85% of ϕ OV 110% of ϕ	Phase Asymmetry 10%		MG53BO	2035	
	SM 800 (3PH/ 3W, 4W)	Single Phasing Preventor+ Selectable Under Voltage + Selectable Over Voltage + Neutral Loss (Applicable for 3P4W).	Power ON Delay (0 to 999 sec) , OFF Delay (0.1 to 999 sec) & ON delay (0.5 to 999 sec)	Voltage: 5 to 99 VAC (Default 60V) , Percentage : 2 to 50% (Default 10%)	145-500 VAC (Line Voltage), 1C/O	DMS110	2065	
145-500 VAC (Line Voltage), 2C/O					DMS120	2185		
85-300 VAC/DC (Auxiliary Supply) (P-N), 2 C/O					DMA220	2410		
	SM 600 (3P, 3W)	Phase loss+ Phase Sequence +Phase Asymmetry + UV + OV+3 phase interruption	Power ON delay (5s Fixed),ON delay (1-30 sec or Fixed), OFF delay (0.1 - 30 sec or Fixed)	Voltage +_ 1% of set value	500V -1000V AC 2 C/O	SMB110	9435	


Voltage Monitoring Relay Series	Type	Supply Monitoring Type	Time delay	Asymmetry	Voltage & Contact Arrangement	Cat. No.	M.R.P. (₹) Per Unit
	 <p>SM175 3 Ph, 3W</p>  <p>SM175 3 Ph, 4W</p>	SM175 (3 Ph, 3W)	Phase loss + Phase Sequence Monitoring	ON Delay 500 msec & OFF Delay 100 msec	–	208 - 480 VAC, 1 C/O (Steps of 208 - 220 - 380 - 400 - 415 - 440 - 480 VAC)	MK21D5
ON Delay 500 msec & OFF Delay 100 msec				Phase Asymmetry (30% fixed)	MC21D5		1335
ON Delay 5 sec & OFF Delay 100 msec (0 to 15s Selectable)				Phase Asymmetry (5% to 15% variable)	MA21DN		1745
SM175 (3 Ph, 3W)		Phase Loss + Phase Sequence + Under Voltage + Over Voltage monitoring (UV: -2% to -20% of ϕ , OV: 2% to 20% of ϕ)	ON Delay 5 sec and Selectable OFF Delay (0 to 15 sec)	–	MD21DF		1745
			Selectable ON Delay (0.5 to 15 sec) and OFF Delay 5 sec	Phase Asymmetry (10% fixed)			
SM175 (3 Ph, 4W)		Phase Loss + Phase Sequence + Under Voltage + Over Voltage (UV: -5% to -25% of ϕ , OV: 5% to 25% of ϕ)	ON Delay 5s and Selectable OFF Delay (0 to 15 sec)	Phase Asymmetry (10% fixed)	MG21DF		1955
	Phase loss+ Phase Sequence+ Under Voltage + Over Voltage (UV:-2% to -22% of ϕ , OV: 2% to 22% of ϕ)		Selectable ON delay (0 to 15 Sec),			Phase Asymmetry (10% fixed)	
	Phase loss+ Phase Sequence+ Under Voltage + Over Voltage (UV:-5% to -25% of ϕ / 60% of ϕ (Fixed), OV: 5% to 25% of ϕ / 110% of ϕ (Fixed))	Selectable OFF delay (0 to 15 sec)	MAG03D0425	2115			
SM175 (3 Ph, 4W)	Phase loss+ Phase sequence+ Under Voltage + Over Voltage (UV:-5% to -25% / 80% of ϕ (Fixed), OV: 110% of ϕ (Fixed))	Selectable ON delay (0 to 15 sec/min),	Phase Asymmetry (10% fixed/ 5% to 25% Selectable)	MAG03D0426	2115		
		Selectable OFF delay (0 to 15 sec/min)				MAG03D0426	2115
SM175 (3 Ph, 3W)	Phase loss Monitoring	ON delay 750 msec & OFF delay 500 msec	Phase Asymmetry (30% fixed)	415 VAC, 1 C/O	MAG03D0427	1420	

Monitoring voltage. Safeguarding system.



Current Monitoring relay (CMR)

- › Microprocessor based relay protects against Overload, Phase reverse, Phase loss, Phase unbalance faults
- › Auto/ Manual reset selection
- › Fail- safe protection with inbuilt CT upto 45A
- › Inverse time model with underload, locked rotor protection and selectable trip class (10A, 10, 20, 30)
- › Definite time model with underload and selectable start and trip time

Current Monitoring relay	Phase	Type	Current & Contact Arrangement	Cat. No.	M.R.P. (₹) Per Unit
		3 Phase	Inverse Time Current Monitoring Relay	2 - 5A, 1 C/O	17A422CB0
3 - 9A, 1 C/O				17A122CB0	
8 - 24A, 1 C/O				17A222CB0	
15 - 45A, 1 C/O				17A322CB0	
Definite Time Current Monitoring Relay			2 - 5A, 1 C/O	17B422AA0	
			3 - 9A, 1 C/O	17B122AA0	
		8 - 24A, 1 C/O	17B222AA0		
		15 - 45A, 1 C/O	17B322AA0		
1 Phase		Inverse Time Current Monitoring Relay	2 - 5A, 1 C/O	17C412EB0	2355
			3 - 9A, 1 C/O	17C112EB0	
			8 - 24A, 1 C/O	17C212EB0	
			15 - 45A, 1 C/O	17C312EB0	
	Definite Time Current Monitoring Relay	2 - 5A, 1 C/O	17D412DA0		
		3 - 9A, 1 C/O	17D112DA0		
8 - 24A, 1 C/O		17D212DA0			
15 - 45A, 1 C/O		17D312DA0			

PTC Thermistor Relay Series	Relay Type	Description	Cat. No.	M.R.P. (₹) Per Unit	
	Thermistor Relay		110 - 240 VAC, 2 C/O	MJ83BK	2425
			220 - 440 VAC, 2 C/O	MJ93BK	2450
			24 VAC/DC, 2 C/O	MJA3BK	2840
			110 - 240 VAC, 1 C/O	MJ81BK	2245
			220 - 440 VAC, 1 C/O	MJ91BK	2275

Hour Meter & Counter [9029]

Hour Meters	Product Description	Cat. No.	M.R.P. (₹) Per Unit
	HM36, 85 - 265 VAC Flush Mounting	LA25F1	925
	HM 36, 10 - 80 VDC Flush Mounting	LD17F1	1405
	HM36, 92 - 264 / 270 - 460 VAC Base - DIN Mounting	30A6B1	1010
	HM36, 10 - 80 VDC Base/DIN Mounting	30D1B1	1405
	Digital Hour Meter/Digital Counter (Resettable)	Z□□FB□	1685


Hour Meter / Counter	Z □ □ FB □													
	<table border="0"> <tr> <td>Voltage</td> <td>1 Hour Meter</td> <td>Bezel</td> </tr> <tr> <td>H 10 - 80 VDC</td> <td>2 Counter</td> <td>A Round</td> </tr> <tr> <td>7 85 - 265 VAC</td> <td></td> <td>B 24 x 48</td> </tr> <tr> <td>J 12 - 48 VAC/DC</td> <td></td> <td>C Screw Mount</td> </tr> </table>	Voltage	1 Hour Meter	Bezel	H 10 - 80 VDC	2 Counter	A Round	7 85 - 265 VAC		B 24 x 48	J 12 - 48 VAC/DC		C Screw Mount	
Voltage	1 Hour Meter	Bezel												
H 10 - 80 VDC	2 Counter	A Round												
7 85 - 265 VAC		B 24 x 48												
J 12 - 48 VAC/DC		C Screw Mount												

Earth Leakage Relay [9032]

Earth Leakage Relays		Current Range	Type	Voltage & Contact Arrangement	Cat. No.	M.R.P. (₹) Per Unit
 <p>96 x 96 mm Earth Leakage Relay</p>  <p>DIN Mounted Earth Leakage Relay</p>  <p>CBCT</p>  <p>Rectangular CBCT</p>	30mA - 30A	Panel mounted (96 x 96 mm) Earth Leakage Relay	110 - 240 VAC/DC, 1 C/O (Pre-alarm) + 1 C/O (Fault)	17K716QF4N	4335	
			110 - 240 VAC/DC, 1 C/O (Pre-alarm) + 1 C/O (Fault) with RS 485	17K716QF4M	6235	
			240 - 415 VAC/DC, 1 C/O (Pre-alarm) + 1 C/O (Fault)	17K726QF4N	4335	
			240 - 415 VAC/DC, 1 C/O (Pre-alarm) + 1 C/O (Fault) with RS 485	17K726QF4M	6235	
			DIN mounted Earth Leakage Relay	110 - 240 VAC, 110 VDC, Manual reset	17G715GF2	3890
				220 - 415 VAC, 220 VDC, Manual reset	17G745GF2	
				15 VDC, Manual reset	17G755GF2	
				110 - 240 VAC, 110 VDC, Auto reset	17G715KF2	
		220 - 415 VAC, 220 VDC, Auto reset		17G745KF2		
		15 VDC, Auto reset		17G755KF2		
		CBCT (moulded case) for Type A & AC Current	38 mm ID	17H7NNHN3	1335	
			57 mm ID	17H7NNIN3	1805	
			70 mm ID	17H7NNQN3	2050	
			92 mm ID	17H7NNJN3	2245	
			120 mm ID	17H7NNLN3	2340	
			210 mm ID	17H7NNKN3	4415	
		CBCT (moulded case) for Type AC Current	38 mm ID	17H7NNRN3	1000	
			57 mm ID	17H7NNVN3	1120	
			70 mm ID	17H7NNSN3	1185	
			92 mm ID	17H7NNNTN3	1585	
120 mm ID	17H7NNUN3		1840			
Rectangular CBCT (moulded case) for Type AC Current	300 x 50 mm ID	17H9NNWN0	8815			
	350 x 150 mm ID	17H9NNXN0	10715			

- > CBCT for Type AC : For applications with sinusoidal alternating current from 30mA to 30 A.
- > CBCT for Type A and AC : For applications with sinusoidal alternating current (from 30mA to 30A) & pulsating DC current (from 30mA to 3A).
- > Please contact nearest branch office for requirements of higher dimension CBCTs.

Electro Mechanical Timers * [9107]

EM 1000	Product Description		Cat. No.	M.R.P. (₹) Per Unit
	EM 1000 ON Delay Auto Reset Synchronous Timer Single Range		B□□□□□	Table-1
	EM 1000 B□□□□□ Timing Ranges(SR)		Delay	
	B 0.15 - 3.0 sec		1 Standard ON delay	
	C 1.5 - 30 sec		2 With 'NO VOLT'	*360
	D 0.15 - 3.0 min			
	E 1.5 - 30 min		Mounting	
	F 0.15 - 3.0 hrs		B Base Mounting	
	G 1.5 - 30 hrs		F Flush (door) Mtg.	
	H 0.3 - 6.0 sec			
	J 3.0 - 60 sec	Timing Ranges (MR)	Contact	
	K 0.3 - 6.0 min	X 0.15 sec - 3.0 hrs	1 1 Inst + 1 Del C/O	
	L 3.0 - 60 min	Y 0.3 sec - 6.0 hrs	2 1 Inst + 2 Del C/O	*350
	M 0.3 - 6.0 hrs	Z 0.6 sec - 12.0 hrs		
	N 3.0 - 60 hrs		Voltage	
	P 0.6 - 12 sec		3 110 VAC 50 Hz	
	Q 6.0 - 120 sec		4 240 VAC 50 Hz	
R 0.6 - 12 min		C 110 VAC 60 Hz		
S 6.0 - 120 min		D 240 VAC 60 Hz		
T 0.6 - 12 hrs				
V 6 - 120 hrs				
		* Add to basic Price. Contact : 240 VAC 6A (Resistive)		

Single Range (SR) (In sec/min/hrs)	M.R.P. (₹) Per Unit for Single Range (SR) (In sec/min/hrs)	Multi Range (MR) with 5 Ranges	M.R.P. (₹) Per Unit
0.15 - 3	5790	0.15 sec - 3 hrs	6870
0.3 - 6		0.3 sec - 6 hrs	
0.6 - 12		0.6 sec - 12 hrs	
1.5 - 30			
3.0 - 60			
6.0 - 120			

* - available till stock lasts

These products are manufactured by



Disclaimer for Timing Devices and Supply Monitors

Every effort as to the correctness or sufficiency of the information and data contained in the catalogue is made. We however cannot accept any liability for the accuracy or completeness of the information and data provided. No claims in this regard shall consequently be accepted.

We reserve the right to make changes, without prior notice, in the catalogue.

Products with CAT no. having, with or without, dot as suffix are same.

Elevate Your Panels with **superior illumination** & **aesthetic**



LED Indicators

Built on Trust. **Designed for high performance.**

LEDs with Inbuilt low voltage glow protection at 25% of rated voltage to avoid false indication due to stray voltages.

LEDs with >180 degree viewing angle for enhanced experience with uniform illumination.

The New Range Of GEN NEXT METAL SERIES



Metal Push Buttons
Crafted With Precision
Sleek | Durable | Flexible



Assembles
quickly



5G vibration
protection



Secured
with IP65

The available colours are Red, Green, Blue, Amber, Yellow, Black, and White.

Customer Interaction Center (CIC)

Telephone No. : 02269327800

INDERSONS, S-11 Rajouri Garden, New Delhi 110027 email: sales@indersonsindia.com

Modular Remote Control Units

Note : All Cat.No. to be ordered in multiple of Standard Packing : 10, Except for Push Button Stations.



Gen Next Series

Gen Next Pro LED Indicator [8531]

› Surface Mounted Device LED technology


› Low Power consumption < 1W

› Surge & Low Voltage Glow Protection (LVGP)

 <p>Ø22.5 mm</p>	Description	Cat. No.	Colour (4 th Digit)	Voltage (5 th , 6 th , 7 th & 8 th Digit)	M.R.P. (₹) Per Unit
 <p>Ø16 mm</p>	Gen Next Pro LED Indicator 16 mm	SPL□□□□□	R-Red G-Green Y-Yellow A-Amber B-Blue W-White	012C - 12 VAC/DC 024C - 24 VAC/DC 110C - 110 VAC/DC 240A - 240 VAC	171 285 Blue & White
	Gen Next Pro LED Indicator 22.5 mm	EPL□□□□□	R-Red G-Green Y-Yellow A-Amber B-Blue W-White	012C - 12 VAC/DC 024C - 24 VAC/DC 030C - 30 VAC/DC 048C - 48 VAC/DC 064C - 64 VAC/DC 110A - 110 VAC 110D - 110 VDC 240A - 240 VAC 220D - 220 VDC	146 252 Blue & White 183 311 Blue & White

Note * : LED Indicator for Flame Proof Panel application available on request.

Universal LED Indicator [8531]

 <p>Gen Next Pro Ø22.5 mm Universal LED Indicator</p>	Description	Cat. No.	Colour (8 th Digit)	Voltage (9 th , 10 th , 11 th & 12 th Digit)	M.R.P. (₹) Per Unit
	Gen Next Pro Universal LED indicator	EPL□□□□□	R-Red G-Green Y-Yellow A-Amber B-Blue W-White	224C-24 to 240V AC/DC	438 525 Blue & White


Introducing 16mm Pro LED Indicators

Compact in Design. Superior in Aesthetics.
Perfectly Crafted for Small-Size Panels.








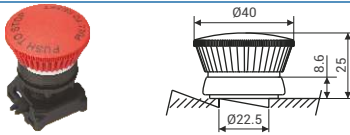
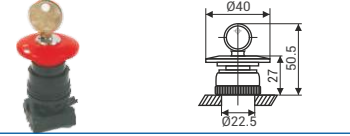
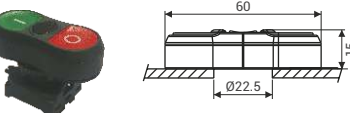



Gen Next Push Button & Selector Actuators Ø 22.5 mm [8538]

› Snap Mounting with compact contact blocks (EC1C & EC2C) › Max 3 row x 3 column stackable contact blocks

	Description	Cat. No.	Colour (4 th Digit)	M.R.P. (₹) Per Unit
 	Flush Head	EMN□FD1	R-Red G-Green C-Black Y-Yellow W-White B-Blue A-Amber F-Gray	93
 	Projecting Head Push Function	EMN□PD1	R-Red G-Green C-Black Y-Yellow W-White B-Blue A-Amber F-Gray	94
 	Mushroom Head 'Push - Turn Function'	EMN□MH1	R-Red G-Green C-Black Y-Yellow	182
 	Mushroom Head 'Push - Function'	EMN□MD1	R-Red G-Green C-Black Y-Yellow	132
 	Symmetric Head	2 Position	R-Red G-Green C-Black W-White	260
		 Non Spring Return EP09SK00□0000		
		 Spring Return EP09SI00□0000		
		3 Position		
		 Non Spring Return EP09SL00□0000		
		 Spring Return EP09SJ00□0000		
		 Spring Return L. H. EP09SM00□0000		
 Spring Return R. H. EP09SN00□0000				
 	Lever Head	2 Position	R-Red W-White C-Black	260
		 Non Spring Return EMN□LK1		
		 Spring Return EMN□LI1		
		3 Position		
		 Non Spring Return EMN□LL1		
		 Spring Return EMN□LJ1		
		 Spring Return L. H. EMN□LM1		
		 Spring Return R. H. EMN□LN1		

Gen Next Push Button & Selector Actuators Ø 22.5 mm [8538]



	Description	Cat. No.	Colour (4 th Digit)	M.R.P. (₹) Per Unit
	Lock & Key Rotary Type	2 Position	C-Black	374
		 Non Spring Return EP09KK00□0000		
		 Spring Return EP09KI00□0000		
		3 Position		
		 Non Spring Return EP09KL00□0000		
		 Spring Return EP09KJ00□0000		
		 Spring Return L. H. EP09KM00□0000		
		 Spring Return R. H. EP09KN00□0000		390
	Push Pull	EG02MG0□	R-Red	359
	Mushroom Head Lock And Key Actuator	EG02MQ0R00	R-Red	406
	Twin Touch with Black centre strip	EG02TD0I	-	185



Note :

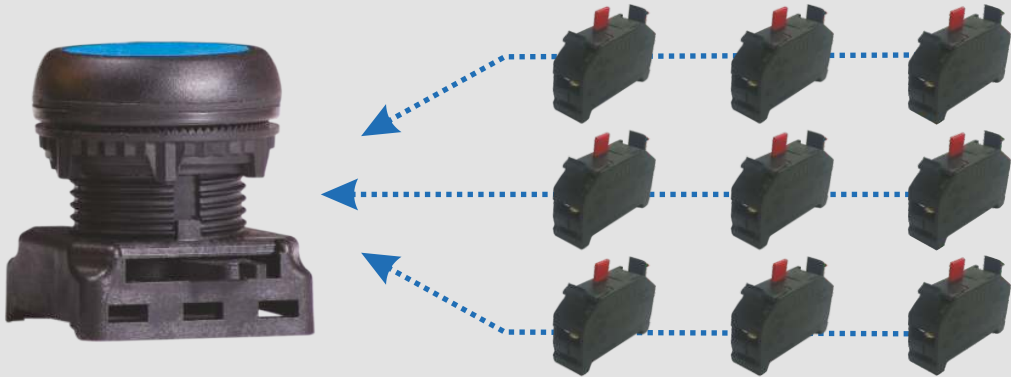
1. Actuators & Selector Actuators with black ABS collar are offered as Standard
2. Actuators (except Mushroom Head Push - Pull Actuators) are also available with chrome plated ABS & Brass collar
 - Non-Illuminated Actuator
 - For PU Coated ABS Collar replace 7th digit 1 by 2 eg. : EMNPD[2]
 - For Brass Metal Collar replace 7th digit 1 by 3 eg. : EMNPD[3] (Please contact nearest branch office for MRP)
 - Illuminated Actuator
 - For PU Coated ABS Collar replace 4th digit 3 by 5 eg. : EG0[5]***
 - For Brass Metal Collar replace 4th digit 3 by 7 eg. : EG0[7]*** (Please contact nearest branch office for MRP)

Brass Metal Coller Push Button

Note * : In 2 position selector actuator, for operating style  replace 6th digit from K to R and for operating style , replace 6th digit from K to T

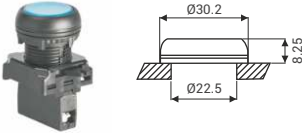
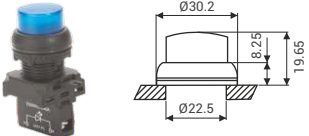
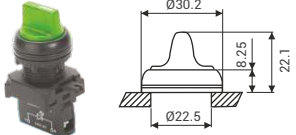




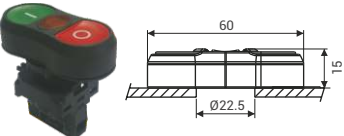
Stack smart control more

Operate nine contact blocks with just **one** push button



Gen Next Illuminated Push Button Actuators [8531]

› Snap Mounting with compact contact blocks (EC1C & EC2C)

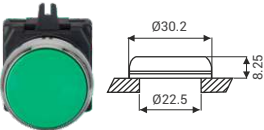
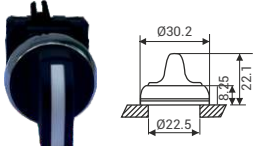

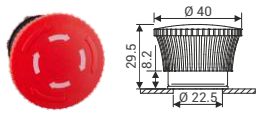
	Description	Cat. No.	Colour (8 th Digit)	Voltage (9 th , 10 th , 11 th & 12 th Digit)	M.R.P. (₹) Per Unit
	Flush Head	EG03FDL□□□□□	R-Red G-Green Y-Yellow A-Amber	012C - 12 VAC/DC 024C - 24 VAC/DC 030C - 30 VAC/DC 048C - 48 VAC/DC 064C - 64 VAC/DC 110A - 110 VAC 110D - 110 VDC	263
			B-Blue W-White	240A - 240 VAC 220D - 220 VDC	488 Blue and White
	Projecting Head (Push Function)	EG03PDL□□□□□	R-Red G-Green Y-Yellow A-Amber	012C - 12 VAC/DC 024C - 24 VAC/DC 030C - 30 VAC/DC 048C - 48 VAC/DC 064C - 64 VAC/DC 110A - 110 VAC 110D - 110 VDC	263
			B-Blue W-White	240A - 240 VAC 220D - 220 VDC	488 Blue and White
	Selector Actuator with LED holder	2 Position		R-Red G-Green Y-Yellow A-Amber B-Blue W-White	012C - 12 VAC/DC 024C - 24 VAC/DC 030C - 30 VAC/DC 048C - 48 VAC/DC 064C - 64 VAC/DC 110A - 110 VAC 110D - 110 VDC 240A - 240 VAC 220D - 220 VDC
		 Non Spring Return EG03SKL□□□□□	386		
		 Spring Return EG03SIL□□□□□	576 Blue and White		
		3 Position			
 Non Spring Return EG03SLL□□□□□					
 Spring Return EG03SJL□□□□□					
	Twin Touch with Led Holder	EG03TDL□□□□□	Y- Yellow A-Amber	012C - 12 VAC/DC 024C - 24 VAC/DC 030C - 30 VAC/DC 048C - 48 VAC/DC 064C - 64 VAC/DC 110A - 110 VAC 110D - 110 VDC 240A - 240 VAC 220D - 220 VDC	331

Note* : 1) In 2 position selector actuator, for operating style  replace 6th digit from K to R and for operating style  replace 6th digit from K to T.

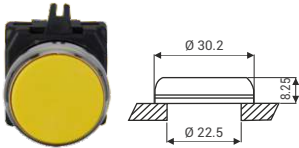
2) Assembly comes with LED holder. Please order contact block EC1C and EC2C separately.

GEN NEXT Metal Push Button & Selector Actuator [8538]


› Snap Mounting with compact contact blocks (EC1C & EC2C)

	Description	Cat. No.	Colour	M.R.P. (₹) Per Unit	
	Flush head	EM27FD00□00	R-Red G-Green C-Black Y-Yellow W-White B-Blue A-Amber	98	
		EM27FD00□00			
		EM27FD00□00			
		EM27FD00□00			
		EM27FD00□00			
		EM27FD00□00			
		EM27FD00□00			
	Symmetric Head	2 Position		C-Black	
		Non Spring Return EM27SK00□00 ↵	292		
		Spring Return EM27SI00□00 ↵			
		3 Position			330
		Non Spring Return EM27SL00□00 ↵↵			
		Spring Return EM27SJ00□00 ↵↵			
		Spring Return L.H. EM27SM00□00 ↵↵			
Spring Return R.H. EM27SN00□00 ↵↵					
	Lock & Key	2 Position		401	
		Non Spring Return EM27KK00□00 ↵			
		Spring Return EM27KI00□00 ↵	C-Black		
		3 Position			
		Non Spring Return EM27KL00□00 ↵↵		444	
		Spring Return EM27KJ00□00 ↵↵			
		Spring Return L.H. EM27KM00□00 ↵↵			
Spring Return R.H. EM27KN00□00 ↵↵					
	Mushroom Head-Push Turn	EM27MH00□00	R-Red	222	
		EM27MH00□00	G-Green		
	Mushroom Head-Push Function	EM27MD00□00	R-Red	146	


GEN NEXT Metal Illuminated Push Button Actuator [8531]

	Description	Cat. No.	Colour (8 Digit)	Voltage (9 , 10 , 11 & 12 Digit)	M.R.P. (₹) Per Unit
	Illuminated Flush head	EM28FD0□□□□□	R-Red	012C - 12 V AC/DC	335
G-Green			024C - 24 V AC/DC		
Y-Yellow			030C - 30 V AC/DC		
A-Amber			048C - 48 V AC/DC		
W-White B-Blue			692	064C - 64 V AC/DC	
				110A - 110 V AC	
				110D - 110 V DC	
				240A - 240 V AC	
				220D - 220 V DC	

Gen Next Modular Contact Blocks [8538]

	Description	Cat. No.	Colour	Voltage	M.R.P. (₹) Per Unit
	'NO' Block	EC1C	-	-	73
	'NC' Block	EC2C	-	-	73

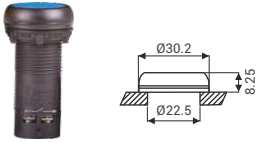
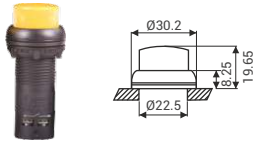
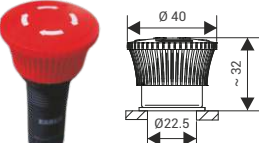
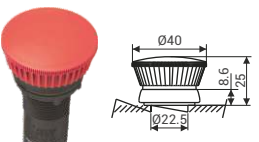
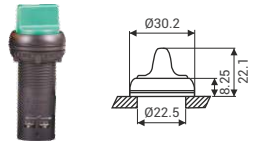






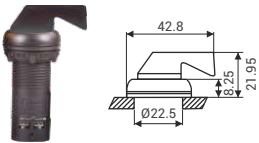






Spare for Gen Next Series [8531]

	Description	Cat. No.	Colour	Voltage	M.R.P. (₹) Per Unit
	LED Holder for Gen Next illuminated actuator series	EG08HOL□□□□□	R-Red	012C - 12 VAC/DC	198
G-Green			024C - 24 VAC/DC		
Y-Yellow			030C - 30 VAC/DC		
A-Amber			048C - 48 VAC/DC		
B-Blue W-White			395 Blue and White	064C - 64 VAC/DC	
				110A - 110 VAC	
				110D - 110 VDC	
				240A - 240 VAC	
				220D - 220 VDC	

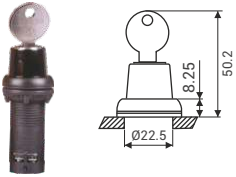





Note : Contact blocks and LED holder are same for Gen next and Gen next META series



Gen Next entegral Actuator [8536]

> With inbuilt contact arrangement > Contact rating 6A @ 240AC

	Description	Cat. No.	Contact Configuration (3 rd Digit)	Colour (4 th Digit)	M.R.P. (₹) Per Unit
	Flush Head	EE□□FD1	1 - 1 NO 2 - 1 NC	R-Red G-Green Y-Yellow	144
			3 - 1 NO + 1 NC 4 - 2 NO 5 - 2 NC	W-White B-Blue A-Amber C-Black	210
	Projecting Head Push Function	EE□□PD1	1 - 1 NO 2 - 1 NC	R-Red G-Green Y-Yellow	144
			3 - 1 NO + 1 NC 4 - 2 NO 5 - 2 NC	W-White B-Blue A-Amber C-Black	210
	Mushroom Head Push - Turn	EE□□MH1	1 - 1 NO 2 - 1 NC	R-Red G-Green Y-Yellow C-Black	211
			3 - 1 NO + 1 NC 4 - 2 NO 5 - 2 NC		287
	Mushroom Head Push - Function	EE□□MD1	1 - 1 NO 2 - 1 NC	R-Red G-Green Y-Yellow C-Black	179
			3 - 1 NO + 1 NC 4 - 2 NO 5 - 2 NC		243
	Symmetric Head Actuator	2 Position	1 - 1 NO 2 - 1 NC	R-Red G-Green W-White C-Black	290
		 Non Spring Return EE□□SK1	3 - 1 NO + 1 NC (Left NO) 4 - 2 NO 5 - 2 NC		357
		 Spring Return EE□□SI1	6 - 1 NO + 1 NC (Right NO)		367
		3 Position	3 - 1 NO + 1 NC (Left NO) 4 - 2 NO 5 - 2 NC 6 - 1 NO + 1 NC (Right NO)		
		 Non Spring Return EE□□SL1			
		 Spring Return EE□□SJ1			
		 Spring Return L. H. EE□□SM1			
 Spring Return R. H. EE□□SN1					
	Lever Head	2 Position	1 - 1 NO 2 - 1 NC	R-Red G-Green W-White C-Black	290
		 Non Spring Return EE□□LK1	3 - 1 NO + 1 NC (Left NO) 4 - 2 NO 5 - 2 NC		357
		 Spring Return EE□□LI1	6 - 1 NO + 1 NC (Right NO)		367
		3 Position	3 - 1 NO + 1 NC (Left NO) 4 - 2 NO 5 - 2 NC 6 - 1 NO + 1 NC (Right NO)		
		 Non Spring Return EE□□LL1			
		 Spring Return EE□□LJ1			
		 Spring Return L. H. EE□□LM1			
 Spring Return R. H. EE□□LN1					


Gen Next integral Actuator [8536]

	Description	Cat. No.	Contact Configuration (3 rd Digit)	Colour (4 th Digit)	M.R.P. (₹) Per Unit	
	Lock & Key Rotary Type	2 Position		1 - 1 NO 2 - 1 NC	C-Black	372
		 Non Spring Return EE□□KK1		3 - 1 NO + 1 NC (Left NO) 4 - 2 NO 5 - 2 NC 6 - 1 NO + 1 NC (Right NO)		444
		Spring Return EE□□KI1				
		3 Position		3 - 1 NO + 1 NC (Left NO) 4 - 2 NO 5 - 2 NC 6 - 1 NO + 1 NC (Right NO)		455
		 Non Spring Return EE□□KL1				
		Spring Return EE□□KJ1				
	Spring Return L. H. EE□□KM1					
 Spring Return R. H. EE□□KN1						

Note * : In 2 position selector actuator, for operating style  replace 6th digit from K to R and for operating style , replace 6th digit from K to T





Panel Mounted Buzzer Ø 22.5 mm [8531]

› IP20 protection › 80dB at 1 m distance › Low Power consumption < 0.6W








	Description	Electrical Rating	Cat. No.	M.R.P. (₹) Per Unit	
	22.5 mm Panel Mounted Buzzer Black colour			Round Type	348
		240 VAC	EG15R00C240A		
		110 VAC	EG15R00C110A		
		64 VAC/DC	EG15R00C064C		
		48 VAC/DC	EG15R00C048C		
		30 VAC/DC	EG15R00C030C		
		24 VAC/DC	EG15R00C024C		
12 VAC/DC	EG15R00C012C				

Gen Next Push Button Stations [8536]

Dimension › Single Station : 65 x 55 x 33 mm › Two Station : 100 x 55 x 53 mm
› Three Station : 134 x 55 x 53 mm › Eight Station : 305 x 55 x 53 mm

	Description	Cat. No.	M.R.P. (₹) Per Unit
	Flush Head Actuator - Red with Legend - STOP Contact - 1 'NC'	EP1FAC01	565
Flush Head Actuator - Green with Legend - START Contact - 1 'NO'	EP1FAB02		
	Two Position Symmetric Head Selector Switch - Black with Legend - OFF / ON Contact - 1 'NO'	EP1FAF08	742
	Two Position Lock & Key Rotary Switch with Legend - OFF / ON Contact - 1 'NO'	EP1FAF12	820
	Mushroom Head Actuator 'Push Function' with Legend - STOP Contact - 1 'NC' for Stop	EP1FAC03	600





Gen Next Push Button Stations [8536]

	Description	Cat. No.	M.R.P. (₹) Per Unit
	Mushroom Head Actuator 'Push Turn Type' with Legend - STOP Contact - 1 'NC' for Stop	EP1FAC05	731
	Flush Head Actuator - Green with Legend - START Contact - 1 'NO' (Station One)	EP2FAH0201	820
	Flush Head Actuator - Red with Legend - STOP Contact - 1 'NC'		
	Flush Head Actuator - Green with Legend - START Contact - 1 'NO' (Station One)	EP2FAH0205	906
	Mushroom Head Actuator 'Push Turn Type' with Legend - STOP Contact - 1 'NC' (Station Two)		
	LED Indicator 240 VAC - Red (Station One)	EP3FAUI1X0201	1104
	Flush Head Actuator - Green with Legend - START Contact - 1 'NO' (Station Two)		
	Flush Head Actuator - Red with Legend - STOP Contact - 1 'NC' (Station Three)		
	Flush Head Actuator - Green with Legend - FORWARD Contact - 1 'NO' (Station Two)	EP3FAR020102	1034
	Flush Head Actuator - Red with Legend - STOP Contact - 1 'NC' (Station Two)		
	Flush Head Actuator - Green with Legend - REVERSE Contact - 1 'NO' (Station Three)		
	Flush Head Actuator - Green with Legend - UP Contact - 1 'NO' (Station Two)	EP3FAS020102	1034
	Flush Head Actuator - Red with Legend - STOP Contact - 1 'NC' (Station Two)		
	Flush Head Actuator - Green with Legend - DOWN Contact - 1 'NO' (Station Three)		
	All 7 Flush Head Actuators with NO Contact & Mushroom Head Push Turn	EP8F02	2934
	8 Way push button pendant with hanging provision	EP8F04	3138
	Single Station Enclosure Box without Actuator	EP1FAA*	312
	Two Station Enclosure Box without Actuator	EP2FAA*	332
	Three Station Enclosure Box without Actuator	EP3FAA*	341
	Eight Station Enclosure Box without Actuator	EP8FAA*	571

- Note :**
1. All Gen next push button stations contains entegral Actuators.
 2. Only entegral actuators can be used for converting Gen next enclosure boxes into Gen Next push button station.
 3. For any other combination of actuators/indicators in push button stations please contact nearest branch office.
 4. EP8F04 is available in single speed for crane application.
- * Chapter ID : 8538.

Universal Push Button Stations (in ABS Engineering plastic body) [8536]

Dimension > Single Station : 75 x 75 x 56 mm > Two Station : 127 x 75 x 56 mm
> Three Station : 160 x 75 x 56 mm

	Description	Cat. No.	M.R.P. (₹) Per Unit
	Flush Head Actuator - Red with Laser Marking - STOP Contact - 1 'NC'	EWS1C01AC062	682
	Flush Head Actuator - Green with Laser Marking - START Contact - 1 'NO'	EWS1C01AC063	682
	Two Position Symmetric Head Selector Switch - Black with Laser Marking - OFF / ON Contact - 1 'NO'	EWS1C01AF064	901
	Illuminated Actuator - Green with Laser Marking - ON Contact - 1 'NO' - 240 VAC	EWS1C01AA070	805
	Two Position Lock & Key Rotary Switch with Laser Marking - OFF / ON Contact - 1 'NO'	EWS1C01AF065	1019
	Mushroom Head Actuator 'Push Function' with Laser Marking - STOP Contact - 1 'NC' for Stop	EWS1C13AC054	725
	Mushroom Head Actuator 'Push Turn type' with Laser Marking - STOP Contact - 1 'NC' for Stop	EWS1C13AC051	819
	"Mushroom Head Actuator with Lock and Key on Yellow Cover, with Laser Marking - STOP, Contact - 1 'NC' for Emergency Stop"	EWS1C13AC066	996
	Push Button Station with Push Pull Emergency Switch, Red with 1 NC	EWS1C13AC069	884
	Flush Head Actuator - Green with Laser Marking - START Contact - 1 'NO' (Station One) Flush Head Actuator - Red with Laser Marking - STOP Contact - 1 'NC' (Station Two)"	EWS2C01AH045	985
	Flush Head Actuator - Green with Laser Marking - START Contact - 1 'NO' (Station One) Mushroom Head Actuator 'Push Turn Type' with Laser Marking - TOP Contact - 1 'NC'"	EWS2C01AH067	1092
	Flush Head Actuator - Green with Laser Marking - START Contact - 1 'NO' (Station One) Mushroom Head Actuator 'Lock & Key Type' with Laser Marking - STOP Contact - 1 'NC'"	EWS2C01AH068	1289
	Pilot Light 240 VAC White (Station One) Flush Head Actuator - Green with Laser Marking - START Contact - 1 'NO' (Station Two) Flush Head Actuator - Red with Laser Marking - STOP Contact - 1 'NC' (Station Three)"	EWS3C01AH048	1334
	Flush Head Actuator - Green with Laser Marking - FORWARD Contact - 1 'NO' (Station One) Flush Head Actuator - Red with Laser Marking - STOP Contact - 1 'NC' (Station Two) Flush Head Actuator - Green with Laser Marking - REVERSE Contact - 1 'NO' (Station Three)"	EWS3C01BJ055	1251
	Flush Head Actuator - Green with Laser Marking - UP Contact - 1 'NO' (Station One) Flush Head Actuator - Red with Laser Marking - STOP Contact - 1 'NC' (Station Two) Flush Head Actuator - Green with Laser Marking - DOWN Contact - 1 'NO' (Station Three)"	EWS3C01AS055	1251

Universal Push Button Stations (in ABS Engineering plastic body) [8538]


Push Buttons Station Enclosure

- Dimension > Single Station : 75 x 75 x 56 mm > Two Station : 127 x 75 x 56 mm
 > Three Station : 160 x 75 x 56 mm > Four Station : 215 x 75 x 70 mm
 > Five Station : 270 x 75 x 71 mm

	Description	Cat. No.	M.R.P. (₹) Per Unit
	Enclosure Grey-Black single hole	EWS1C01AA	398
Enclosure Grey-Black & 2 hole of Ø 22.5	EWS2C01AA	515	
Enclosure Grey-Black & 3 holes of Ø 22.5	EWS3C01AA	631	
Enclosure Grey-Black & 4 holes of Ø 22.5	EWS4C01AA	885	
Enclosure Grey-Black & 5 holes of Ø 22.5	EWS5C01AA	1022	
	Enclosure Yellow-Black single hole	EWS1C13AA	398
	Enclosure Yellow-Black & 2 hole of Ø 22.5	EWS2C13AA	515
	Enclosure Yellow-Black & 3 holes of Ø 22.5	EWS3C13AA	631
	Enclosure Yellow-Black & 4 holes of Ø 22.5	EWS4C13AA	885
	Enclosure Yellow-Black & 5 holes of Ø 22.5	EWS5C13AA	1022

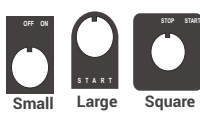
All Purpose Enclosures [8538]

Dimension: 110 x 80 x 65 mm


 Note : with plastic screws	Description	Cat. No.	M.R.P. (₹) Per Unit
	All Grey without hole	HF999000	394
	All Grey & 1 hole of Ø 22.5	HF999001	
All Grey & 2 holes of Ø 22.5	HF999002		

Note : Gen Next Series actuator and contact blocks can be used to convert all purpose enclosure box into push button stations.


Accessories and Spares [8538]


Metal Plates - Spare	Description	Cat. No.	M.R.P. (₹) Per Unit
	Small	HH2420122	27
	Large	HH2420124	
	Square	HH2420123	

Note : Printing as per customer requirement

Fixing Device	Cat. No.	M.R.P. (₹) Per Unit
	HH192000	90

Plastic Plate	Cat. No.	M.R.P. (₹) Per Unit	
 Yellow legend plate	HB135000	76	
 Padlock Yellow (for Mushroom head Actuator)	HF192024	189	
 Padlock Transparent (for Flush head Actuator)	HF192025	171	
	Protecting Shroud for Emergency Push Button	HF195020A	87
	Protecting Shroud	HF195004	76

Shroud (Boot) for Actuator  (For IP67 protection of actuators)	Colour	Gen Next Actuator	
		Cat. No.	M.R.P. (₹) Per Unit
	White	HB17101	35
	Red	HB17301	
	Green	HB17401	
	Black	NA	
	Yellow	HB17501	
	Blue	HB17701	
	Amber	HB17801	
	Colourless	HB190003	42

Spare Lens Cap 	Colour	Cat. No.		M.R.P. (₹) Per Unit
		Non Illuminated	Illuminated	
	Red	HB103002	HB103103	26
	Green	HB104000	HB104101	
	Black	HB102006	NA	
	Yellow	HB105008	HB105109	
	White/Opal	HB101004	HB101105	
	Blue	HB107010	HB107111	
	Orange	HB108012	HB108113	
	Colourless	NA	HB100107	

Note : It can be used for Gen Next.

Collar (For Flush/ Projecting Head) 	Cat. No.	Colour	M.R.P. (₹) Per Unit
	HB196000	Chrome Plated 'ABS'	22
	HB192000	Black	22
Adaptor Ring * (For 30 to 22 mm in Panel Cutout conversion) 	HB326000	Brass	74
	HH180000	Gray	32
	HH182004	Black	
HH196006	Chrome Plated 'ABS'		
Blanking Plugs 	HH180002	Gray	62
	HH182009	Black	
	HH196010	Chrome Plated 'ABS'	
Center Indication Strip (For Twin Touch Actuator) 	HB102058	Black	62
	HB105163	Yellow	
	HB108169	Orange	
	HB100161	Colourless	

* It can be used to convert Gen Next actuator series to TK3 Ø30 mm mounting.

Every effort as to the correctness or sufficiency of the information and data contained in the catalogue is made. We however cannot accept any liability for the accuracy or completeness of the information and data provided. No claims in this regard shall consequently be accepted.

We reserve the right to make changes, without prior notice, in the catalogue.

Products with CAT no. having, with or without, dot as suffix are same.

These products are manufactured by

